

PROGRAMA NACIONAL DE DESARROLLO RURAL  
BALANCE DE COMPROBACION  
Al 30 de junio de 2019

11/07/2019 09:38 AM

Página 1

CUENTA	NOMBRE CUENTA	SALDO INICIAL	DEBITOS PERIOD	CREDITOS PERIO	SALDO FINAL
1	ACTIVO	145,305,319.05	1,766,834.00	2,565,391.47	144506,761.58
1-1	ACTIVO CIRCULANTE	118,153,602.97	1,766,834.00	2,565,391.47	117355,045.50
1-1-10	CAJA	20,000.00	0.00	0.00	20,000.00
1-1-10-01	CAJA CHICA	20,000.00	0.00	0.00	20,000.00
1-1-10-01-00	Caja Chica Proyecto Pronaders	20,000.00	0.00	0.00	20,000.00
1-1-15	BANCOS	114,722,104.65	44,640.00	2,346,657.11	112420,087.54
1-1-15-02	PROGRAMA NACIONAL DE CAJAS RURALES	363,087.06	0.00	0.00	363,087.06
1-1-15-02-01	BANCO ATLANTIDA	95,862.98	0.00	0.00	95,862.98
1-1-15-02-01-01	CUENTA DE CHEQUES No. 00110020	95,862.98	0.00	0.00	95,862.98
1-1-15-02-02	BANCO CENTRAL	207,832.86	0.00	0.00	207,832.86
1-1-15-02-02-02	CUENTA DE CHEQUES No.11101-01-	207,832.86	0.00	0.00	207,832.86
1-1-15-02-03	BANCO PROMERICA	59,391.22	0.00	0.00	59,391.22
1-1-15-02-03-01	CTA DE CKS. No. 6-81195	59,391.22	0.00	0.00	59,391.22
1-1-15-06	PRONADERS/Programa de Empleo y Opo	1,400.20	0.00	0.00	1,400.20
1-1-15-06-01	BANCO CENTRAL DE HONDURAS	0.20	0.00	0.00	0.20
1-1-15-06-01-01	BCH 11101-01-000957-1	0.20	0.00	0.00	0.20
1-1-15-06-02	BANADESA	1,400.00	0.00	0.00	1,400.00
1-1-15-06-02-01	BANADESA 02-001-000606-7	1,400.00	0.00	0.00	1,400.00
1-1-15-08	Post Cosecha	163,525.76	0.00	0.00	163,525.76
1-1-15-08-01	CUENTA DE CHEQUES	163,525.76	0.00	0.00	163,525.76
1-1-15-08-01-03	Cuenta Occidente No 11-401-015	163,525.76	0.00	0.00	163,525.76
1-1-15-16	Banco Central de Honduras	82,294,881.63	44,640.00	787,900.59	81,551,621.04
1-1-15-16-01	CUENTA DE CHEQUES	82,294,881.63	44,640.00	787,900.59	81,551,621.04
1-1-15-16-01-02	BCH No.1110101000440-3	82,294,881.63	44,640.00	787,900.59	81,551,621.04
1-1-15-20	FINA II	31,899,210.00	0.00	1,558,756.52	30,340,453.48
1-1-15-20-01	CUENTA DE CHEQUES BCH	31,899,210.00	0.00	1,558,756.52	30,340,453.48
1-1-15-20-01-02	1110101001040-3	31,899,210.00	0.00	1,558,756.52	30,340,453.48
1-1-20	Cuentas por Cobrar	3,411,498.32	1,722,194.00	218,734.36	4,914,957.96
1-1-20-01	Anticipo de Viaticos	403,593.01	163,437.48	218,734.36	348,296.13
1-1-20-01-00	Barrios, Colonias y Comunidades	3,718.74	1,031.25	1,031.25	3,718.74
1-1-20-01-00-11	CARLOS GUSTAVO RODRIGUEZ ESPIN	0.00	437.50	437.50	0.00
1-1-20-01-00-12	MARIO RENE PINEDA VALLE	0.00	593.75	593.75	0.00
1-1-20-01-00-27	Pedro Enrique Estrada Varela	1,796.87	0.00	0.00	1,796.87
1-1-20-01-00-28	Luis Roberto Cruz Almendarez	1,796.87	0.00	0.00	1,796.87
1-1-20-01-00-36	Juan Ramon Rivera Duron	125.00	0.00	0.00	125.00
1-1-20-01-01	Pronaders	116,656.23	49,296.87	49,406.25	116,546.85
1-1-20-01-01-05	Marlon Ivan Silva Pineda	18,328.11	0.00	0.00	18,328.11
1-1-20-01-01-06	Juan Jose Cadenas	0.01	0.00	0.00	0.01
1-1-20-01-01-10	Wilfredo Nuñez Dominguez	6,109.37	0.00	6,109.37	0.00
1-1-20-01-01-102	MAURO RODOLFO MC CARTHY MEZA	6,109.38	0.00	0.00	6,109.38
1-1-20-01-01-103	WENDY WALESKA MOLINA ORELLANA	9,187.50	0.00	9,187.50	0.00
1-1-20-01-01-105	Wilmer Alexander Escalante Rod	-0.01	0.00	0.00	-0.01
1-1-20-01-01-106	MARLON DAVID MONCADA CRUZ	7,437.50	0.00	0.00	7,437.50
1-1-20-01-01-109	CARLOS GUSTAVO RODRIGUEZ ESPIN	2,625.00	0.00	437.50	2,187.50
1-1-20-01-01-11	Belgica Graciela Barrientos Nu	9,187.50	0.00	0.00	9,187.50
1-1-20-01-01-110	YONI DAVID ROMERO MOLINA	359.38	0.00	359.38	0.00
1-1-20-01-01-113	OLVIN HUMBERTO RODRIGUEZ ZUNIG	12,218.74	0.00	0.00	12,218.74
1-1-20-01-01-114	ORLANDO ANTONIO CARRASCO ALVAR	1,796.88	0.00	0.00	1,796.88
1-1-20-01-01-115	AARON ALEXANDER MONCADA AGUILA	0.00	6,109.38	0.00	6,109.38
1-1-20-01-01-21	MARIO ENRIQUE BOQUIN PINTO	0.00	9,187.50	9,187.50	0.00
1-1-20-01-01-26	EDWIN OBED SANCHEZ ULLOA	0.01	0.00	0.00	0.01
1-1-20-01-01-33	Marco Tulio Pineda Reyes	4,781.25	14,343.75	14,343.75	4,781.25
1-1-20-01-01-56	Mariam Yelani Ponce Gomez	9,187.50	0.00	9,187.50	0.00
1-1-20-01-01-58	Jose Antonio Godoy Velasquez	0.00	0.00	0.00	0.00
1-1-20-01-01-70	MARIO RENE PINEDA VALLE	3,562.50	0.00	593.75	2,968.75
1-1-20-01-01-74	Alexi Geovanni Vasquez Rodrigu	18,328.11	0.00	0.00	18,328.11
1-1-20-01-01-77	Cecilia Carolina Montalvan Mej	7,437.50	0.00	0.00	7,437.50
1-1-20-01-01-81	JESUS ARMANDO CHINCHILLA PACHE	0.00	7,437.50	0.00	7,437.50
1-1-20-01-01-82	JORGE ALBERTO NUÑEZ ESPINOZA	0.00	6,109.37	0.00	6,109.37
1-1-20-01-01-97	DALLANA ESCARLETH MARTINEZ ALV	0.00	6,109.37	0.00	6,109.37
1-1-20-01-11-02	GERMAN DAVID FUENTES HERNANDEZ	7,437.50	0.00	0.00	7,437.50
1-1-20-01-11-04	NUBIA ROSICELA RAMOS VALLADARES	7,437.50	0.00	0.00	7,437.50
1-1-20-01-11-05	DOUGLAS ANDRES MEJIA OLIVA	0.00	11,375.00	7,437.50	3,937.50
1-1-20-01-11-06	FEDERICO GIOVANNI APARICIO DURON	9,187.50	9,187.50	9,187.50	9,187.50
1-1-20-01-11-07	BONIEK DANIEL CHAVARRIA ROMERO	14,875.00	9,187.50	7,437.50	16,625.00
1-1-20-01-11-106	Alba Eugenia Berrios Sanchez	6,109.38	0.00	0.00	6,109.38
1-1-20-01-11-107	MARIEN IVETTE TORRES GALEAS	3,234.38	0.00	0.00	3,234.38

Emitido en LEMPIRAS




PROGRAMA NACIONAL DE DESARROLLO RURAL  
BALANCE DE COMPROBACION  
Al 30 de junio de 2019

11/07/2019 09:38 AM

Página 2

CUENTA	NOMBRE CUENTA	SALDO INICIAL	DEBITOS PERIOD	CREDITOS PERIO	SALDO FINAL
1-1-20-01-11-108	NELSON HUMBERTO VALLADARES MEZA	3,234.38	0.00	0.00	3,234.38
1-1-20-01-11-110	CARLOS MIGUEL OSORIO PELEN	4,640.63	0.00	0.00	4,640.63
1-1-20-01-11-119	Juan Jose Cadenas	7,546.87	0.00	7,546.87	0.00
1-1-20-01-11-27	Mario Enrique Boquin Pinto	9,187.50	0.00	9,187.50	0.00
1-1-20-01-11-28	Gabriel Adolfo Andino Martinez	1,875.00	3,375.00	406.25	4,643.75
1-1-20-01-11-29	Sandra Maritza Peña Villeda	562.50	3,812.50	562.50	3,812.50
1-1-20-01-11-36	Dalia Naydel Reyes Martinez	12,656.25	11,250.00	18,281.25	5,625.00
1-1-20-01-11-37	Heber Clemente Amaya Gomez	11,250.00	11,250.00	14,062.50	8,437.50
1-1-20-01-11-43	Jose Antonio Godoy Velasquez	6,109.37	0.00	0.00	6,109.37
1-1-20-01-11-47	Luis Ramon Calix Salgado	9,187.50	0.00	9,187.50	0.00
1-1-20-01-11-50	Kelvin Ruben Estrada Galo	22,312.50	0.00	14,875.00	7,437.50
1-1-20-01-11-53	JOHNNY JAVIER RIVERA PERDOMO	9,280.90	0.00	5,625.00	3,655.90
1-1-20-01-11-55	Aldo Yoseth Lopez Ferrera	7,437.50	9,187.50	7,437.50	9,187.50
1-1-20-01-11-56	Moises de Jesus Medina Nuñez	7,546.89	0.00	0.00	7,546.89
1-1-20-01-11-60	Nelson Jacobo Valle	25,874.98	15,453.11	12,218.74	29,109.35
1-1-20-01-11-64	ALDO ELY BENITEZ PORTILLO	12,093.75	0.00	10,406.25	4,500.00
1-1-20-01-11-66	RUBEN ARMANDO AYALA ESCALANTE	11,812.45	3,656.25	9,000.00	6,468.70
1-1-20-01-11-70	Claudio Joel Reyes Diaz	12,656.00	6,687.50	10,187.50	9,156.00
1-1-20-01-11-71	Lideny Yackeline Hernandez Garci	12,093.70	6,687.50	9,625.00	9,156.20
1-1-20-01-11-77	JORGE ARMANDO ZAVALA SANCHEZ	16,203.12	0.00	0.00	16,203.12
1-1-20-01-11-78	ALEXIS EMANUEL ROMERO ARGUETA	14,875.00	9,187.50	0.00	24,062.50
1-1-20-01-11-92	DANIEL EDUARDO TINOCO LOPEZ	9,281.25	0.00	5,625.00	3,656.25
1-1-20-01-12-26	Jose Roberto Pineda Avilez	7,218.74	0.00	0.00	7,218.74
1-1-20-04	Cuentas Por Cobrar a Empleados y F	0.04	0.00	0.00	0.04
1-1-20-04-02	OSCAR OVIDIO CASTILLO RIVERA	0.04	0.00	0.00	0.04
1-1-20-05	Cuentas Por Cobrar a Proyectos	2,408,074.80	0.00	0.00	2,408,074.80
1-1-20-05-01	Cuentas Por Cobrar Pro Energia R	1.00	0.00	0.00	1.00
1-1-20-05-02	CUENTAS POR COBRAR PRONADERS	2,408,073.80	0.00	0.00	2,408,073.80
1-1-20-06	CUENTAS POR COBRAR PROYECTOS (ANTI	599,830.47	1,558,756.52	0.00	2,158,586.99
1-1-20-06-01	FELIX HERNAN PINEL DURON	87,586.00	0.00	0.00	87,586.00
1-1-20-06-02	CONASA	253,798.93	0.00	0.00	253,798.93
1-1-20-06-03	LUIS FERNANDO VELASQUEZ MEJIA	258,445.54	0.00	0.00	258,445.54
1-1-20-06-04	EMPRESA INGENIERIA SAN GABRIEL S	0.00	790,738.72	0.00	790,738.72
1-1-20-06-05	CONSULTORIAS Y PROYECTOS R&R S.	0.00	768,017.80	0.00	768,017.80
1-2	ACTIVO FIJO	21,944,276.03	0.00	0.00	21,944,276.03
1-2-10	Mobiliario y Equipo de Oficina	4,501,801.61	0.00	0.00	4,501,801.61
1-2-10-01	Mobiliario y Equipo de Oficina	194,624.04	0.00	0.00	194,624.04
1-2-10-02	Equipo de Computacion	2,885,279.52	0.00	0.00	2,885,279.52
1-2-10-03	Muebles de Oficina y Enseñanza	1,174,884.52	0.00	0.00	1,174,884.52
1-2-10-04	Equipos Telefonicos	62,923.45	0.00	0.00	62,923.45
1-2-10-05	Artefactos de Cocina y Electrodome	25,798.08	0.00	0.00	25,798.08
1-2-10-06	Muebles de Hogar y Alojamiento	105,372.00	0.00	0.00	105,372.00
1-2-10-07	Armas de Fuego	52,920.00	0.00	0.00	52,920.00
1-2-20	VEHICULOS	17,102,351.73	0.00	0.00	17,102,351.73
1-2-20-01	Vehiculos	17,102,351.73	0.00	0.00	17,102,351.73
1-2-50	EQUIPO VARIO	340,122.69	0.00	0.00	340,122.69
1-2-50-01	Equipo de Motores Electricos	8,000.00	0.00	0.00	8,000.00
1-2-50-02	Equipo de Fotografia y Video	332,122.69	0.00	0.00	332,122.69
1-3	OTROS ACTIVOS	5,000,000.00	0.00	0.00	5,000,000.00
1-3-10	TRANSFERENCIAS POR LIQUIDAR	5,000,000.00	0.00	0.00	5,000,000.00
1-3-10-00-010	FIDEICOMISO PLAN NACIONAL DE CAJAS	5,000,000.00	0.00	0.00	5,000,000.00
1-3-10-00-010-001	FIDEICOMISO BANHCAFE	5,000,000.00	0.00	0.00	5,000,000.00
1-4	ACTIVO DIFERIDO	207,440.05	0.00	0.00	207,440.05
1-4-10	Valores Pendientes de Liquidar	207,440.05	0.00	0.00	207,440.05
1-4-10-01	Valores Pendientes de Liquidar	207,440.05	0.00	0.00	207,440.05
1-4-10-01-01	Valores Pendientes de Liquidar	207,440.05	0.00	0.00	207,440.05
2	PASIVO	7,822,673.58	1,870,203.27	3,375,098.56	9,327,568.87
2-1	PASIVO CIRCULANTE	1,994,984.44	1,870,203.27	3,375,098.56	3,499,879.73
2-1-10	CUENTAS POR PAGAR	1,994,984.44	1,870,203.27	3,375,098.56	3,499,879.73
2-1-10-01	SERVICIOS	1,253,592.06	209,109.36	1,712,569.00	2,757,051.70
2-1-10-01-000	PRONADERS	1,253,592.06	209,109.36	1,712,569.00	2,757,051.70
2-1-10-01-000-005	Saldo de C X P 31/12/2007	102,945.75	0.00	0.00	102,945.75
2-1-10-01-000-007	Fondos menores pendientes de l	20,000.00	0.00	0.00	20,000.00
2-1-10-01-000-008	Obligaciones con Organismos In	53,924.78	0.00	0.00	53,924.78
2-1-10-01-000-010	Garantías Ejecutadas	20,691.47	0.00	0.00	20,691.47
2-1-10-01-000-011	Viaticos Pendientes de Liquida	399,999.29	209,109.36	153,812.48	344,702.41
2-1-10-01-000-012	Deposito pendiente de identifi	56,200.00	0.00	0.00	56,200.00

Emitido en LEMPIRAS




PROGRAMA NACIONAL DE DESARROLLO RURAL  
BALANCE DE COMPROBACION  
Al 30 de junio de 2019

11/07/2019 09:38 AM

Página 3

CUENTA	NOMBRE CUENTA	SALDO INICIAL	DEBITOS PERIOD	CREDITOS PERIO	SALDO FINAL
2-1-10-01-000-013	Deposito Erroneo en nuestra Cu	0.30	0.00	0.00	0.30
2-1-10-01-000-014	ANTICIPOS A PROYECTOS	599,830.47	0.00	1,558,756.52	2,158,586.99
2-1-10-02	RETENCIONES	741,396.74	1,296,144.28	1,296,144.28	741,396.74
2-1-10-02-000	PRONADERS	66,651.44	70,136.96	70,136.96	66,651.44
2-1-10-02-000-013	Otras Retenciones	66,651.44	0.00	0.00	66,651.44
2-1-10-02-001	PRONADERS	476,491.36	1,155,177.44	1,155,177.44	476,491.36
2-1-10-02-001-004	Banco de los Trabajadores	0.00	192,990.63	192,990.63	0.00
2-1-10-02-001-005	Partido	0.00	164,476.00	164,476.00	0.00
2-1-10-02-001-007	I.H.S.S.	0.00	87,131.95	87,131.95	0.00
2-1-10-02-001-009	Calidad de Obra	476,491.36	0.00	0.00	476,491.36
2-1-10-02-001-013	Otras Retenciones	0.00	144,218.34	144,218.34	0.00
2-1-10-02-001-014	Contribucion a Injuemp	0.00	201,368.00	201,368.00	0.00
2-1-10-02-001-015	Prestamos Personales a INJUPEM	0.00	181,308.26	181,308.26	0.00
2-1-10-02-001-016	Prestamos Hipotecarios INJUPEM	0.00	20,975.67	20,975.67	0.00
2-1-10-02-001-017	Reingresos al Sistema INJUPEM	0.00	4,920.99	4,920.99	0.00
2-1-10-02-001-018	CA CAPITAL	0.00	53,285.76	53,285.76	0.00
2-1-10-02-001-024	COOPERATIVA ELGA	0.00	104,501.84	104,501.84	0.00
2-1-10-02-002	UNIDAD EJECUTORA POSTCOSECHA	0.00	26,998.72	26,998.72	0.00
2-1-10-02-002-005	Partido	0.00	4,235.00	4,235.00	0.00
2-1-10-02-002-007	I.H.S.S.	0.00	2,849.49	2,849.49	0.00
2-1-10-02-002-013	Otras Retenciones	0.00	19,914.23	19,914.23	0.00
2-1-10-02-004	UNIDAD EJECUTORA GENERACION DE	0.00	23,816.61	23,816.61	0.00
2-1-10-02-004-005	Partido	0.00	1,000.00	1,000.00	0.00
2-1-10-02-004-007	I.H.S.S.	0.00	316.61	316.61	0.00
2-1-10-02-004-013	Otras Retenciones	0.00	22,500.00	22,500.00	0.00
2-1-10-02-005	UNIDAD EJECUTORA CAJAS RURALES	0.00	19,321.63	19,321.63	0.00
2-1-10-02-005-005	Partido	0.00	8,400.00	8,400.00	0.00
2-1-10-02-005-007	I.H.S.S.	0.00	3,482.71	3,482.71	0.00
2-1-10-02-005-013	Otras retenciones	0.00	7,438.92	7,438.92	0.00
2-1-10-02-006	EMPLEO Y OPORTUNIDADES	-1.48	0.00	0.00	-1.48
2-1-10-02-006-009	Calidad de Obra	-1.48	0.00	0.00	-1.48
2-1-10-02-010	PROGRAMA NACIONAL DE CAJAS RURAL	198,255.38	0.00	0.00	198,255.38
2-1-10-02-010-013	Otras Retenciones	198,255.38	0.00	0.00	198,255.38
2-1-10-02-011	PRO ENERGIA RURAL	0.04	42,352.03	42,352.03	0.04
2-1-10-02-011-005	Partido	0.00	26,040.00	26,040.00	0.00
2-1-10-02-011-007	I.H.S.S.	0.00	7,282.03	7,282.03	0.00
2-1-10-02-011-013	Otras Retenciones	0.04	9,030.00	9,030.00	0.04
2-1-10-02-013	UE PROLANCHO	0.00	28,477.85	28,477.85	0.00
2-1-10-02-013-005	Partido	0.00	4,410.00	4,410.00	0.00
2-1-10-02-013-007	I.H.S.S.	0.00	2,849.49	2,849.49	0.00
2-1-10-02-013-013	Otras Retenciones	0.00	21,218.36	21,218.36	0.00
2-1-10-03	IMPUESTOS	-4.35	364,949.63	366,385.28	1,431.30
2-1-10-03-001	IMPUESTO SOBRE VENTA	0.00	222,275.02	222,275.02	0.00
2-1-10-03-001-000	I.S.V. Barrios, Colonias y Com	0.00	0.00	0.00	0.00
2-1-10-03-001-001	I.S.V. PRONADERS	0.00	168,019.31	168,019.31	0.00
2-1-10-03-001-011	I.S.V Pro-Energia	0.00	54,255.71	54,255.71	0.00
2-1-10-03-002	IMPUESTO SOBRE LA RENTA	-4.35	142,674.61	144,110.26	1,431.30
2-1-10-03-002-001	I.S.R. PRONADERS	0.00	116,473.82	117,909.47	1,435.65
2-1-10-03-002-002	I.S.R UE POSTCOSECHA	0.00	1,475.12	1,475.12	0.00
2-1-10-03-002-004	I.S.R UE GENERACION DE EMPLEO	0.00	1,299.57	1,299.57	0.00
2-1-10-03-002-005	I.S.R UE DE CAJAS RURALES	0.00	8,617.72	8,617.72	0.00
2-1-10-03-002-007	I.S.R. Convenio Soptravi-Prona	-4.35	0.00	0.00	-4.35
2-1-10-03-002-011	I.S.R.PROENERGIA	0.00	14,170.70	14,170.70	0.00
2-1-10-03-002-013	I.S.R. UE PROLANCHO	0.00	637.68	637.68	0.00
2-3	OTROS PASIVOS	5,827,689.14	0.00	0.00	5,827,689.14
2-3-10	Valores Pendientes de Liquidar	5,827,689.14	0.00	0.00	5,827,689.14
2-3-10-01	Valores Pendientes de Liquidar	5,827,689.14	0.00	0.00	5,827,689.14
2-3-10-01-010	Programa Nacional de Cajas Rural	5,827,689.14	0.00	0.00	5,827,689.14
2-3-10-01-010-001	Banco Atlantida	5,562,833.84	0.00	0.00	5,562,833.84
2-3-10-01-010-002	Banco Central de Honduras	208,611.85	0.00	0.00	208,611.85
2-3-10-01-010-003	Banco Promerica	56,243.45	0.00	0.00	56,243.45
3	CAPITAL	137,764,765.50	2,288,652.76	0.00	135,476,112.74
3-1	CAPITAL	137,764,765.50	2,288,652.76	0.00	135,476,112.74
3-1-10	RESULTADOS ACUMULADOS	137,764,765.50	2,288,652.76	0.00	135,476,112.74
3-1-10-01	AÑOS ANTERIORES	137,764,765.50	2,288,652.76	0.00	135,476,112.74
3-1-10-01-001	Año del 2002	24,859.80	0.00	0.00	24,859.80
3-1-10-01-002	Año del 2003	15,012,820.13	0.00	0.00	15,012,820.13

Emitido en LEMPTRAS




PROGRAMA NACIONAL DE DESARROLLO RURAL  
BALANCE DE COMPROBACION  
Al 30 de junio de 2019

11/07/2019 09:38 AM

Página 4

CUENTA	NOMBRE CUENTA	SALDO INICIAL	DEBITOS PERIOD	CREDITOS PERIO	SALDO FINAL
3-1-10-01-003	Año del 2004	741,751.70	0.00	0.00	741,751.70
3-1-10-01-004	Año del 2005	195,011.37	0.00	0.00	195,011.37
3-1-10-01-005	Año del 2006	4,765,877.27	0.00	0.00	4,765,877.27
3-1-10-01-006	Año del 2007	-4,427,088.53	0.00	0.00	-4,427,088.53
3-1-10-01-007	Año del 2008	67,619.26	0.00	0.00	67,619.26
3-1-10-01-008	Año del 2009	4,159,002.58	0.00	0.00	4,159,002.58
3-1-10-01-009	Año del 2010	1,453,460.34	0.00	0.00	1,453,460.34
3-1-10-01-010	Año del 2011	-10,801.44	0.00	0.00	-10,801.44
3-1-10-01-011	Año del 2012	10,508,983.06	0.00	0.00	10,508,983.06
3-1-10-01-012	Año del 2013	-5,670,777.91	0.00	0.00	-5,670,777.91
3-1-10-01-013	AÑO 2014	43,917,282.57	0.00	0.00	43,917,282.57
3-1-10-01-014	AÑO 2015	-37,671,325.39	402,240.00	0.00	-38073,565.39
3-1-10-01-015	AÑO 2016	55,701,604.52	0.00	0.00	55,701,604.52
3-1-10-01-016	AÑO 2017	-57,832,459.58	137,656.24	0.00	-57970,115.82
3-1-10-01-017	AÑO 2018	106,828,945.75	1,748,756.52	0.00	105080,189.23
4	INGRESOS				
4-1	INGRESOS OPERACIONALES	46,801,308.96	13,010.42	13,689,841.71	60,478,140.25
4-1-10	Transferencia Recibidas	46,801,102.84	13,010.42	13,689,841.71	60,477,934.13
4-1-10-01	PRONADERS	31,940,759.25	1,666.67	8,203,002.42	40,142,095.00
4-1-10-01-001	Ministerio de Finanzas	31,940,759.25	1,666.67	8,203,002.42	40,142,095.00
4-1-10-02	UNIDAD EJECUTORA POSTCOSECHA	3,702,650.05	0.00	273,237.15	3,975,887.20
4-1-10-02-001	Ministerio de Finanzas	3,702,650.05	0.00	273,237.15	3,975,887.20
4-1-10-03	CONVENIO IDECOAS/PRONADER/CATIE	26.25	0.00	0.00	26.25
4-1-10-03-001	Ministerio de Finanzas	26.25	0.00	0.00	26.25
4-1-10-04	UNIDAD EJECUTORA GENERACION DE EMP	127,940.17	0.00	50,742.40	178,682.57
4-1-10-04-001	Ministerio de Finanzas	127,940.17	0.00	50,742.40	178,682.57
4-1-10-05	UNIDAD EJECUTORA DE CAJAS RURALES	1,152,100.53	0.00	469,225.41	1,621,325.94
4-1-10-05-001	Ministerio de Finanzas	1,152,100.53	0.00	469,225.41	1,621,325.94
4-1-10-11	PRO-ENERGIA RURAL	6,196,774.96	11,343.75	1,414,700.64	7,600,131.85
4-1-10-11-001	Ministerio de Finanzas	6,196,774.96	11,343.75	1,414,700.64	7,600,131.85
4-1-10-13	UE PROLANCHO	3,680,851.63	0.00	3,278,933.69	6,959,785.32
4-1-10-13-001	Ministerio de Finanzas	3,680,851.63	0.00	3,278,933.69	6,959,785.32
4-1-20	Ingresos Financieros	206.12	0.00	0.00	206.12
4-1-20-01	Intereses recibidos sobre cuentas	206.12	0.00	0.00	206.12
4-1-20-01-001	Intereses Recibidos Fonaders	206.12	0.00	0.00	206.12
5-0-00-00-000-000-000-00	GASTOS	47,083,429.00	13,705,266.71	13,635.42	60,775,060.29
5-1-00-00-000-000-000-00	Gastos Operacionales	47,083,429.00	13,705,266.71	13,635.42	60,775,060.29
5-1-10-00-000-000-000-00	Barrios, Colonias y Comunidades en V	47,083,429.00	13,705,266.71	13,635.42	60,775,060.29
5-1-10-01-000-000-000-00	PRONADERS	32,223,111.66	8,218,427.42	2,291.67	40,439,247.41
5-1-10-01-100-000-000-00	Servicios Personales	24,222,776.11	7,472,444.95	1,666.67	31,693,554.39
5-1-10-01-100-110-000-00	Personal Permanente	9,835,934.05	3,445,575.60	0.00	13,281,509.65
5-1-10-01-100-110-111-00	SUELDOS BÁSICOS	7,816,637.01	1,599,426.99	0.00	9,416,064.00
5-1-10-01-100-110-115-20	DECIMOCUARTO MES	0.00	1,547,333.33	0.00	1,547,333.33
5-1-10-01-100-110-116-00	COMPLEMENTOS	734,930.96	28,800.00	0.00	763,730.96
5-1-10-01-100-110-117-10	CONTRIBUCIONES AL INJUPEMP	1,112,614.00	227,954.50	0.00	1,340,568.50
5-1-10-01-100-110-117-50	Contribuciones para Seguro S	171,752.08	42,060.78	0.00	213,812.86
5-1-10-01-100-120-000-00	Personal no Permanente	14,336,842.06	4,016,869.35	1,666.67	18,352,044.74
5-1-10-01-100-120-121-00	SUELDOS BÁSICOS	4,481,157.15	3,112,518.32	0.00	7,593,675.47
5-1-10-01-100-120-124-10	DECIMOTERCER MES	266.67	0.00	0.00	266.67
5-1-10-01-100-120-124-20	DECIMOCUARTO MES	8,222.22	743,944.44	1,666.67	750,499.99
5-1-10-01-100-120-125-50	Contribuciones para Seguro S	58,431.82	160,406.59	0.00	218,838.41
5-1-10-01-100-120-129-10	Contratos Especiales	9,788,764.20	0.00	0.00	9,788,764.20
5-1-10-01-100-140-000-00	RETRIBUCIONES EXTRAORDINARIAS	50,000.00	10,000.00	0.00	60,000.00
5-1-10-01-100-140-143-00	GASTOS DE REPRESENTACION EN	50,000.00	10,000.00	0.00	60,000.00
5-1-10-01-200-000-000-00	Servicios no Personales	2,129,985.15	304,608.17	0.00	2,434,593.32
5-1-10-01-200-210-000-00	Servicios Basicos	295,749.00	17,033.31	0.00	312,782.31
5-1-10-01-200-210-211-00	Energia Electrica	223,523.70	0.00	0.00	223,523.70
5-1-10-01-200-210-212-00	Agua	59,200.00	14,800.00	0.00	74,000.00
5-1-10-01-200-210-214-20	Telefonia Fija	13,025.30	2,233.31	0.00	15,258.61
5-1-10-01-200-220-000-00	Alquileres y Derechos sobre Bi	6,325.00	0.00	0.00	6,325.00
5-1-10-01-200-220-229-00	Otros Alquileres	6,325.00	0.00	0.00	6,325.00
5-1-10-01-200-230-000-00	Mantenimiento Reparacion y Lim	702,990.67	183,083.00	0.00	886,073.67
5-1-10-01-200-230-231-00	Mantenimiento y Repar. de Ed	25,943.78	23,785.50	0.00	49,729.28
5-1-10-01-200-230-232-00	Mantenimiento y Reparacion d	562,251.13	133,997.50	0.00	696,248.63
5-1-10-01-200-230-233-60	Mantenimiento y Reparacion d	24,334.00	25,300.00	0.00	49,634.00
5-1-10-01-200-230-236-00	Mantenimiento de Sistemas In	90,461.76	0.00	0.00	90,461.76
5-1-10-01-200-250-000-00	Servicios Comerciales y Financ	204,880.68	37,538.36	0.00	242,419.04

Emitido en LEMPIRAS




PROGRAMA NACIONAL DE DESARROLLO RURAL  
BALANCE DE COMPROBACION  
Al 30 de junio de 2019

11/07/2019 09:38 AM

Página 5

CUENTA	NOMBRE CUENTA	SALDO INICIAL	DEBITOS PERIOD	CREDITOS PERIO	SALDO FINAL
5-1-10-01-200-250-253-00	Servicio de Imprenta, Public	21,318.50	0.00	0.00	21,318.50
5-1-10-01-200-250-257-00	Servicios de Internet	183,562.18	37,538.36	0.00	221,100.54
5-1-10-01-200-260-000-00	Pasajes y Viaticos	665,671.80	31,812.50	0.00	697,484.30
5-1-10-01-200-260-262-10	Viaticos Nacionales	665,671.80	31,812.50	0.00	697,484.30
5-1-10-01-200-270-000-00	Impuestos, Derechos, Tasas y Gto	202,365.00	0.00	0.00	202,365.00
5-1-10-01-200-270-272-10	Tasas	44.00	0.00	0.00	44.00
5-1-10-01-200-270-275-00	GASTOS JUDICIALES	202,321.00	0.00	0.00	202,321.00
5-1-10-01-200-290-000-00	OTROS SERVICIOS NO PERSONALES	52,003.00	35,141.00	0.00	87,144.00
5-1-10-01-200-290-291-00	CEREMONIAL Y PROTOCOLO	52,003.00	35,141.00	0.00	87,144.00
5-1-10-01-300-000-000-00	Materiales y Suministros	1,305,691.10	396,595.07	625.00	1,701,661.17
5-1-10-01-300-310-000-00	Alimentos y Productos Agrop. y	120,054.28	36,440.75	0.00	156,495.03
5-1-10-01-300-310-311-00	PRODUCTOS ALIMENTICIOS Y BEB	120,054.28	36,440.75	0.00	156,495.03
5-1-10-01-300-320-000-00	TEXTILES Y VESTUARIOS	14,720.00	0.00	0.00	14,720.00
5-1-10-01-300-320-323-10	PRENDAS DE VESTIR	14,720.00	0.00	0.00	14,720.00
5-1-10-01-300-330-000-00	Productos de Papel y Carton	122,256.44	13,260.23	625.00	134,891.67
5-1-10-01-300-330-331-00	PRODUCTOS DE PAPEL Y CARTON	122,056.44	12,027.73	312.50	133,771.67
5-1-10-01-300-330-334-00	PRODUCTOS DE PAPEL Y CARTON	0.00	312.50	312.50	0.00
5-1-10-01-300-330-337-00	Especies Timbradas y Valores	200.00	920.00	0.00	1,120.00
5-1-10-01-300-340-000-00	Cueros, Pielés y sus Productos	169,866.45	0.00	0.00	169,866.45
5-1-10-01-300-340-344-00	Llantas y Camaras de Aire	169,866.45	0.00	0.00	169,866.45
5-1-10-01-300-350-000-00	Productos Quimicos Farmaceutic	398,149.40	0.00	0.00	398,149.40
5-1-10-01-300-350-356-10	GASOLINA	500.00	0.00	0.00	500.00
5-1-10-01-300-350-356-20	Diesel	374,203.20	0.00	0.00	374,203.20
5-1-10-01-300-350-356-50	Aceites y Grasas Lubrificantes	23,446.20	0.00	0.00	23,446.20
5-1-10-01-300-390-000-00	Otros Materiales y Suministros	480,644.53	346,894.09	0.00	827,538.62
5-1-10-01-300-390-391-00	Elementos de Limpieza y Aseo	90,886.50	400.05	0.00	91,286.55
5-1-10-01-300-390-392-00	Utiles de Escritorio, Oficin	29,848.64	22,475.01	0.00	52,323.65
5-1-10-01-300-390-393-00	Utiles y Materiales Electric	57,787.62	0.00	0.00	57,787.62
5-1-10-01-300-390-394-00	Utensilios de Cocina y Comed	11,178.01	8,432.38	0.00	19,610.39
5-1-10-01-300-390-396-00	Repuestos y Accesorios	290,943.76	315,586.65	0.00	606,530.41
5-1-10-01-400-000-000-00	BIENES CAPITALIZABLES	3,883,016.06	0.00	0.00	3,883,016.06
5-1-10-01-400-470-000-00	CONSTRUCCIONES	3,883,016.06	0.00	0.00	3,883,016.06
5-1-10-01-400-470-472-10	Const. y Mej. de Bienes en D	3,883,016.06	0.00	0.00	3,883,016.06
5-1-10-01-500-000-000-00	TRANSFERENCIAS	681,643.24	44,779.23	0.00	726,422.47
5-1-10-01-500-510-000-00	TRANSFERENCIAS CORRIENTES AL S	0.00	44,779.23	0.00	44,779.23
5-1-10-01-500-510-512-40	BENEFICIOS ESPECIALES	0.00	44,779.23	0.00	44,779.23
5-1-10-01-500-540-000-00	TRANSFERENCIAS DE CAPITAL AL S	681,643.24	0.00	0.00	681,643.24
5-1-10-01-500-540-541-10	AYUDA SOCIAL A PERSONAS (TRA	681,643.24	0.00	0.00	681,643.24
5-1-10-02-000-000-000-00	POSTCOSECHA	3,702,650.05	273,237.15	0.00	3,975,887.20
5-1-10-02-100-000-000-00	Servicios Personales	694,326.80	273,237.15	0.00	967,563.95
5-1-10-02-100-120-000-00	Personal No Permanente	694,326.80	273,237.15	0.00	967,563.95
5-1-10-02-100-120-121-00	Sueldos Basicos	665,774.62	133,500.00	0.00	799,274.62
5-1-10-02-100-120-124-20	Decimocuarto Mes	0.00	133,055.55	0.00	133,055.55
5-1-10-02-100-120-125-50	Contribuciones para Seguro S	28,552.18	6,681.60	0.00	35,233.78
5-1-10-02-500-000-000-00	TRANSFERENCIAS	3,008,323.25	0.00	0.00	3,008,323.25
5-1-10-02-500-540-000-00	TRANSF. DE CAPITAL AL SECTOR P	3,008,323.25	0.00	0.00	3,008,323.25
5-1-10-02-500-540-541-10	AYUDA SOCIAL A PERSONAS (TRAN	3,008,323.25	0.00	0.00	3,008,323.25
5-1-10-04-000-000-000-00	UNIDAD EJECUTORA GENERACION DE EMP	127,940.17	50,742.40	0.00	178,682.57
5-1-10-04-100-000-000-00	Servicios Personales	127,940.17	50,742.40	0.00	178,682.57
5-1-10-04-100-120-000-00	Personal No Permanente	127,940.17	50,742.40	0.00	178,682.57
5-1-10-04-100-120-121-00	Sueldos Basicos	125,000.00	25,000.00	0.00	150,000.00
5-1-10-04-100-120-124-20	Decimocuarto Mes	0.00	25,000.00	0.00	25,000.00
5-1-10-04-100-120-125-50	CONTRIBUCIONES PARA SEGURO S	2,940.17	742.40	0.00	3,682.57
5-1-10-05-100-000-000-00	Servicios Personales	1,152,100.53	469,225.41	0.00	1,621,325.94
5-1-10-05-100-120-000-00	Personal No Permanente	1,152,100.53	469,225.41	0.00	1,621,325.94
5-1-10-05-100-120-121-00	Sueldos Basicos	1,117,000.00	230,000.00	0.00	1,347,000.00
5-1-10-05-100-120-124-20	Decimocuarto Mes	0.00	230,000.00	0.00	230,000.00
5-1-10-05-100-120-125-50	Contribuciones para Seguro Soc	35,100.53	9,225.41	0.00	44,325.94
5-1-10-10-000-000-000-00	PLAN NACIONAL DE CAJAS RURALES PNU	9,877,626.59	4,693,634.33	11,343.75	14,559,917.17
5-1-10-11-000-000-000-00	PRO-ENERGIA RURAL	6,196,774.96	1,414,700.64	11,343.75	7,600,131.85
5-1-10-11-100-000-000-00	Servicios Personales	3,598,168.53	774,466.32	0.00	4,372,634.85
5-1-10-11-100-120-000-00	Personal No Permanente	3,598,168.53	774,466.32	0.00	4,372,634.85
5-1-10-11-100-120-121-00	Sueldos Basicos	647,168.53	647,168.53	0.00	1,294,337.06
5-1-10-11-100-120-124-20	Decimocuarto mes	0.00	110,250.00	0.00	110,250.00
5-1-10-11-100-120-125-50	Contribuciones para Seguro	0.00	17,047.79	0.00	17,047.79
5-1-10-11-100-120-129-10	Contratos Especiales	2,951,000.00	0.00	0.00	2,951,000.00
5-1-10-11-200-000-000-00	Servicios No Personales	1,928,145.65	508,983.47	11,343.75	2,425,785.37

Emitido en LEMPIRAS



PROGRAMA NACIONAL DE DESARROLLO RURAL  
BALANCE DE COMPROBACION  
Al 30 de junio de 2019

11/07/2019 09:38 AM

Página 6

CUENTA	NOMBRE CUENTA	SALDO INICIAL	DEBITOS PERIOD	CREDITOS PERIO	SALDO FINAL
5-1-10-11-200-230-000-00	Mantenimiento Reparaciones y	222,079.33	67,900.86	0.00	289,980.19
5-1-10-11-200-230-232-00	Mantenimiento y Rep. de Eq	222,079.33	67,900.86	0.00	289,980.19
5-1-10-11-200-250-000-00	Servicios Comerciales y Fina	147,905.28	241,207.61	0.00	389,112.89
5-1-10-11-200-250-251-00	Servicio de Transporte	270.00	140.00	0.00	410.00
5-1-10-11-200-250-253-00	Servicios de Imprenta Publ	59,420.50	0.00	0.00	59,420.50
5-1-10-11-200-250-254-00	Primas y Gastos de Seguro	0.00	150,190.42	0.00	150,190.42
5-1-10-11-200-250-257-00	Servicio de Internet	88,214.78	90,877.19	0.00	179,091.97
5-1-10-11-200-260-000-00	Pasajes y Viaticos	1,539,391.04	199,875.00	11,343.75	1,727,922.29
5-1-10-11-260-260-262-10	Viaticos Nacionales	1,539,391.04	199,875.00	11,343.75	1,727,922.29
5-1-10-11-260-270-272-10	Tasas	18,770.00	0.00	0.00	18,770.00
5-1-10-11-300-000-000-00	Materiales y Suministros	611,005.78	72,487.00	0.00	683,492.78
5-1-10-11-300-310-000-00	Alimentos Productos Agropec.	41,856.83	0.00	0.00	41,856.83
5-1-10-11-300-310-311-00	Alimentos y Bebidas para P	41,856.83	0.00	0.00	41,856.83
5-1-10-11-300-330-000-00	Productos de Papel y Carton	5,066.85	0.00	0.00	5,066.85
5-1-10-11-300-330-331-00	Papel de Escritorio	5,066.85	0.00	0.00	5,066.85
5-1-10-11-300-350-000-00	Productos Químicos, Farmac.	461,900.00	0.00	0.00	461,900.00
5-1-10-11-300-350-356-20	Diesel	461,900.00	0.00	0.00	461,900.00
5-1-10-11-300-390-000-00	Otros Materiales y Suministro	102,182.10	72,487.00	0.00	174,669.10
5-1-10-11-300-390-392-00	Utiles de Escritorio Ofici	2,868.10	0.00	0.00	2,868.10
5-1-10-11-300-390-396-00	Otros repuestos y accessori	99,314.00	72,487.00	0.00	171,801.00
5-1-10-11-400-000-000-00	Bienes Capitalizables	59,455.00	58,763.85	0.00	118,218.85
5-1-10-11-400-420-000-00	Maquinaria y Equipo	59,455.00	58,763.85	0.00	118,218.85
5-1-10-11-400-420-421-00	Equipo de Oficina y Mueble	16,675.00	57,270.00	0.00	73,945.00
5-1-10-11-400-420-421-10	Muebles Varios de Oficin	0.00	57,270.00	0.00	57,270.00
5-1-10-11-400-420-421-40	Electrodomesticos	16,675.00	0.00	0.00	16,675.00
5-1-10-11-400-420-426-00	Equipo para Computacion	42,780.00	1,493.85	0.00	44,273.85
5-1-10-13-000-000-000-00	APOYO A LOS PEQUEÑOS PRODUCTORES	3,680,851.63	3,278,933.69	0.00	6,959,785.32
5-1-10-13-100-000-000-00	Servicios Personales	680,851.63	278,933.69	0.00	959,785.32
5-1-10-13-100-120-000-00	Personal no permanente	680,851.63	278,933.69	0.00	959,785.32
5-1-10-13-100-120-121-00	Sueldos Básicos	653,666.67	136,835.42	0.00	790,502.09
5-1-10-13-100-120-124-20	Decimocuarto mes	0.00	135,416.67	0.00	135,416.67
5-1-10-13-100-120-125-50	Contribuciones para Seguro	27,184.96	6,681.60	0.00	33,866.56
5-1-10-13-500-540-541-10	Ayuda Social a Personas	3,000,000.00	3,000,000.00	0.00	6,000,000.00
Totales Generales:		0.00	19,643,967.16	19,643,967.16	0.00

Emitido en LEMPIRAS

