


Municipalidad de El Progreso, Yoro
Ventas del mes de: Julio 2017



| Código Presupuesto | Descripción | Presupuesto Aprobado | Ampliaciones | | Presupuesto Modificado | Ingresos Antes del Periodo | Ingresos Julio | Total Recaudado | Pendiente de Recaudar |
|---|--|----------------------|--------------|-------------|------------------------|----------------------------|-------------------|---------------------|-----------------------|
| | | | de Mas | de Menos | | | | | |
| 1 INGRESOS CORRIENTES | | | | | | | | | |
| Renglón: 110 IMPUESTO SOBRE BIENES INMUEBLES | | | | | | | | | |
| 110-01 | Urbanos | 21,000,000.00 | 0.00 | 0.00 | 21,000,000.00 | 4,931,817.38 | 732,915.13 | 5,664,732.51 | 15,335,267.49 |
| 110-02 | Rurales | 5,000,000.00 | 0.00 | 0.00 | 5,000,000.00 | 969,632.55 | 132,905.97 | 1,102,538.52 | 3,897,461.48 |
| Total del Renglon | | 26,000,000.00 | 0.00 | 0.00 | 26,000,000.00 | 5,901,449.93 | 865,821.10 | 6,767,271.03 | 19,232,728.97 |
| Renglón: 111 IMPUESTO PERSONAL | | | | | | | | | |
| 111-01 | Impuesto Personal Municipal | 9,000,000.00 | 0.00 | 0.00 | 9,000,000.00 | 6,605,036.60 | 71,117.95 | 6,676,154.55 | 2,323,845.45 |
| Total del Renglon | | 9,000,000.00 | 0.00 | 0.00 | 9,000,000.00 | 6,605,036.60 | 71,117.95 | 6,676,154.55 | 2,323,845.45 |
| Renglón: 112 IMPUESTO A ESTABLECIMIENTOS INDUSTRIALES | | | | | | | | | |
| 112-01 | Agricultura, Ganaderia, Caza, | 500,000.00 | 0.00 | 0.00 | 500,000.00 | 52,800.89 | 1,536.22 | 54,337.11 | 445,662.89 |
| 112-03 | Fabricacion De Productos Lacteos | 350,000.00 | 200,000.00 | 0.00 | 550,000.00 | 290,684.65 | 7,993.86 | 298,678.51 | 251,321.49 |
| 112-04 | Envasados Y Conservacion De Frutas Y | 60,000.00 | 0.00 | 0.00 | 60,000.00 | 0.00 | 919.85 | 919.85 | 59,080.15 |
| 112-08 | Fabricacion De Productos De Panaderia | 1,000,000.00 | 0.00 | 0.00 | 1,000,000.00 | 243,649.73 | 22,633.16 | 266,282.89 | 733,717.11 |
| 112-09 | Fabricacion De Azúcar | 2,000,000.00 | 100,000.00 | 0.00 | 2,100,000.00 | 1,979,889.26 | 624.95 | 1,980,514.21 | 119,485.79 |
| 112-11 | Elaboracion De Otros Productos | 60,000.00 | 0.00 | 0.00 | 60,000.00 | 784.10 | 0.00 | 784.10 | 59,215.90 |
| 112-13 | Destilacion Y Mezcla De Bebidas | 100,000.00 | 0.00 | 0.00 | 100,000.00 | 2,034.94 | 371.97 | 2,406.91 | 97,593.09 |
| 112-14 | Industrias Textil,hiladores Y Cordeleria | 200,000.00 | 0.00 | 0.00 | 200,000.00 | 78,997.88 | 13,026.25 | 92,024.13 | 107,975.87 |
| 112-15 | Industria De La Confeccion Y Sastreria | 100,000.00 | 0.00 | 0.00 | 100,000.00 | 14,354.79 | 814.46 | 15,169.25 | 84,830.75 |
| 112-17 | Curtiduria Y Talleres De Acabado | 60,000.00 | 0.00 | 0.00 | 60,000.00 | 8,386.58 | 1,038.34 | 9,424.92 | 50,575.08 |
| 112-21 | Fabrica De Articulos De Madera Excento | 50,000.00 | 0.00 | 0.00 | 50,000.00 | 29,892.89 | 1,943.81 | 31,836.70 | 18,163.30 |
| 112-23 | Imprentas, Editoriales E Industrias | 150,000.00 | 0.00 | 0.00 | 150,000.00 | 64,706.76 | 10,138.77 | 74,845.53 | 75,154.47 |
| 112-33 | Fabricación De Productos Minerales No | 100,000.00 | 0.00 | 0.00 | 100,000.00 | 24,211.11 | 4,687.91 | 28,899.02 | 71,100.98 |
| 112-36 | Fabricación De Productos Metálicos, | 300,000.00 | 0.00 | 0.00 | 300,000.00 | 95,219.82 | 17,199.07 | 112,418.89 | 187,581.11 |
| 112-38 | Cooperativas Dedicadas A La | 700,000.00 | 0.00 | 0.00 | 700,000.00 | 127,173.13 | 7,868.15 | 135,041.28 | 564,958.72 |
| 112-40 | Empresas Purificadoras De Agua | 500,000.00 | 0.00 | 0.00 | 500,000.00 | 13,863.21 | 9,165.70 | 23,028.91 | 476,971.09 |

Municipalidad de El Progreso, Yoro
Ventas del mes de: Julio 2017



| Código Presupuesto | Descripción | Presupuesto Aprobado | Ampliaciones | | Presupuesto Modificado | Ingresos Antes del Periodo | Ingresos Julio | Total Recaudado | Pendiente de Recaudar |
|--|--|----------------------|-------------------|-------------|------------------------|----------------------------|-------------------|---------------------|-----------------------|
| | | | de Mas | de Menos | | | | | |
| 112-41 | Hojalateria | 60,000.00 | 0.00 | 0.00 | 60,000.00 | 4,960.84 | 793.76 | 5,754.60 | 54,245.40 |
| 112-42 | Empresas De Beneficios De Arroz | 600,000.00 | 0.00 | 0.00 | 600,000.00 | 201,211.50 | 35,535.19 | 236,746.69 | 363,253.31 |
| 112-43 | Empresas Productoras De Energia | 1,000,000.00 | 0.00 | 0.00 | 1,000,000.00 | 441,054.52 | 0.00 | 441,054.52 | 558,945.48 |
| 112-44 | Crianza De Pollos (granjas Avicolas) | 100,000.00 | 0.00 | 0.00 | 100,000.00 | 68,467.42 | 10,479.06 | 78,946.48 | 21,053.52 |
| 112-45 | Fabrica De Tajadas | 10,000.00 | 0.00 | 0.00 | 10,000.00 | 67.62 | 7,741.46 | 7,809.08 | 2,190.92 |
| 112-46 | Empresa Asociativas De Palma | 1,000,000.00 | 100,000.00 | 0.00 | 1,100,000.00 | 991,072.86 | 50,954.88 | 1,042,027.74 | 57,972.26 |
| 112-49 | Empresas De Servicios Tecnicos | 200,000.00 | 350,000.00 | 0.00 | 550,000.00 | 376,826.64 | 20,838.05 | 397,664.69 | 152,335.31 |
| 112-50 | Fabrica De Jugos Naturales | 50,000.00 | 0.00 | 0.00 | 50,000.00 | 1,952.73 | 0.00 | 1,952.73 | 48,047.27 |
| 112-51 | Industrias Diversas No Clasificadas | 300,000.00 | 0.00 | 0.00 | 300,000.00 | 12,699.22 | 207.85 | 12,907.07 | 287,092.93 |
| 112-99 | Industrias Diversas No Clasificadas | 300,000.00 | 0.00 | 0.00 | 300,000.00 | 65,494.44 | 0.00 | 65,494.44 | 234,505.56 |
| Total del Renglon | | 9,850,000.00 | 750,000.00 | 0.00 | 10,600,000.00 | 5,190,457.53 | 226,512.72 | 5,416,970.25 | 5,183,029.75 |
| Renglon: 113 IMPUESTO A ESTABLECIMIENTOS COMERCIALES | | | | | | | | | |
| 113-01 | Casas Comerciales | 2,500,000.00 | 0.00 | 0.00 | 2,500,000.00 | 779,038.64 | 61,591.69 | 840,630.33 | 1,659,369.67 |
| 113-03 | Tiendas (De Calzado, Vestuario, Etc) | 2,000,000.00 | 0.00 | 0.00 | 2,000,000.00 | 627,167.39 | 74,432.75 | 701,600.14 | 1,298,399.86 |
| 113-04 | Bazares | 700,000.00 | 0.00 | 0.00 | 700,000.00 | 120,573.92 | 50,417.71 | 170,991.63 | 529,008.37 |
| 113-05 | Abarroterias | 200,000.00 | 0.00 | 0.00 | 200,000.00 | 55,063.75 | 14,211.56 | 69,275.31 | 130,724.69 |
| 113-06 | Bodegas (Distribuidoras De Granos | 1,000,000.00 | 0.00 | 0.00 | 1,000,000.00 | 269,330.94 | 29,925.40 | 299,256.34 | 700,743.66 |
| 113-07 | Depositos | 3,000,000.00 | 0.00 | 0.00 | 3,000,000.00 | 1,552,795.47 | 17,673.17 | 1,570,468.64 | 1,429,531.36 |
| 113-08 | Gasolineras | 1,500,000.00 | 0.00 | 0.00 | 1,500,000.00 | 219,407.66 | 24,093.46 | 243,501.12 | 1,256,498.88 |
| 113-09 | Farmacias | 1,000,000.00 | 0.00 | 0.00 | 1,000,000.00 | 304,993.93 | 11,843.94 | 316,837.87 | 683,162.13 |
| 113-10 | Puestos De Ventas De Medicina | 200,000.00 | 0.00 | 0.00 | 200,000.00 | 48,881.95 | 2,955.13 | 51,837.08 | 148,162.92 |
| 113-11 | Supermercados | 4,000,000.00 | 0.00 | 0.00 | 4,000,000.00 | 1,153,445.10 | 56,495.15 | 1,209,940.25 | 2,790,059.75 |
| 113-12 | Ferreterias | 2,000,000.00 | 0.00 | 0.00 | 2,000,000.00 | 777,022.08 | 100,027.91 | 877,049.99 | 1,122,950.01 |
| 113-13 | Pulperias | 3,000,000.00 | 0.00 | 0.00 | 3,000,000.00 | 868,001.23 | 111,009.40 | 979,010.63 | 2,020,989.37 |
| 113-14 | Glorietas Y Casetas De Ventas De | 500,000.00 | 0.00 | 0.00 | 500,000.00 | 214,929.46 | 32,822.31 | 247,751.77 | 252,248.23 |

Municipalidad de El Progreso, Yoro
Ventas del mes de: Julio 2017



| Código Presupuesto | Descripción | Presupuesto Aprobado | Ampliaciones | | Presupuesto Modificado | Ingresos | | Total Recaudado | Pendiente de Recaudar |
|-----------------------|---------------------------------------|-------------------------|--------------|----------|---------------------------|-------------------|-----------|--------------------|--------------------------|
| | | | de Mas | de Menos | | Antes del Periodo | Julio | | |
| 113-15 | Puestos De Ventas De Articulos Usados | 300,000.00 | 0.00 | 0.00 | 300,000.00 | 44,580.26 | 7,356.37 | 51,936.63 | 248,063.37 |
| 113-16 | Carnicerías Y Ventas De Mariscos | 200,000.00 | 0.00 | 0.00 | 200,000.00 | 133,516.41 | 12,869.09 | 146,385.50 | 53,614.50 |
| 113-17 | Peleterías Y Talabarterías | 20,000.00 | 150,000.00 | 0.00 | 170,000.00 | 92,047.74 | 15,341.29 | 107,389.03 | 62,610.97 |
| 113-18 | Librerías Y Papelerías | 300,000.00 | 0.00 | 0.00 | 300,000.00 | 58,075.30 | 11,447.82 | 69,523.12 | 230,476.88 |
| 113-19 | Heladerías | 150,000.00 | 0.00 | 0.00 | 150,000.00 | 10,830.43 | 0.00 | 10,830.43 | 139,169.57 |
| 113-21 | Puesto De Venta De Artesanía | 50,000.00 | 0.00 | 0.00 | 50,000.00 | 1,491.72 | 1,110.09 | 2,601.81 | 47,398.19 |
| 113-22 | Floristerías | 100,000.00 | 0.00 | 0.00 | 100,000.00 | 4,748.53 | 3,671.30 | 8,419.83 | 91,580.17 |
| 113-23 | Ventas De Productos Agropecuarios | 3,000,000.00 | 0.00 | 0.00 | 3,000,000.00 | 1,593,301.72 | 14,116.57 | 1,607,418.29 | 1,392,581.71 |
| 113-24 | Cooperativas Dedicadas A La Actividad | 100,000.00 | 0.00 | 0.00 | 100,000.00 | 3,904.26 | 0.00 | 3,904.26 | 96,095.74 |
| 113-25 | Venta De Repuestos, Accesorios, | 700,000.00 | 0.00 | 0.00 | 700,000.00 | 287,880.94 | 35,299.48 | 323,180.42 | 376,819.58 |
| 113-27 | Viveros (venta De Plantas) | 60,000.00 | 0.00 | 0.00 | 60,000.00 | 174.96 | 0.00 | 174.96 | 59,825.04 |
| 113-28 | Venta De Madera | 100,000.00 | 0.00 | 0.00 | 100,000.00 | 13,651.25 | 2,427.48 | 16,078.73 | 83,921.27 |
| 113-29 | Joyerías Y Relojerías | 100,000.00 | 0.00 | 0.00 | 100,000.00 | 2,580.45 | 1,106.38 | 3,686.83 | 96,313.17 |
| 113-30 | Billares | 500,000.00 | 0.00 | 0.00 | 500,000.00 | 91,783.03 | 27,626.56 | 119,409.59 | 380,590.41 |
| 113-33 | Lotificadoras | 500,000.00 | 0.00 | 0.00 | 500,000.00 | 78,473.78 | 14,565.58 | 93,039.36 | 406,960.64 |
| 113-34 | Venta De Frutas Y Verduras | 50,000.00 | 0.00 | 0.00 | 50,000.00 | 14,877.03 | 3,625.58 | 18,502.61 | 31,497.39 |
| 113-35 | Distribuidoras | 2,000,000.00 | 0.00 | 0.00 | 2,000,000.00 | 673,698.17 | 51,182.51 | 724,880.68 | 1,275,119.32 |
| 113-36 | Venta De Cerámica | 150,000.00 | 0.00 | 0.00 | 150,000.00 | 11,263.64 | 538.95 | 11,802.59 | 138,197.41 |
| 113-37 | Yonker (venta De Repuestos) | 100,000.00 | 0.00 | 0.00 | 100,000.00 | 20,330.84 | 21,777.11 | 42,107.95 | 57,892.05 |
| 113-38 | Venta De Calzado Y Otros Productos De | 1,000,000.00 | 0.00 | 0.00 | 1,000,000.00 | 209,852.06 | 14,747.89 | 224,599.95 | 775,400.05 |
| 113-39 | Mercadería Provenientes De Otros | 7,000,000.00 | 0.00 | 0.00 | 7,000,000.00 | 2,317,870.76 | 81,431.46 | 2,399,302.22 | 4,600,697.78 |
| 113-40 | Venta De Plástico | 100,000.00 | 0.00 | 0.00 | 100,000.00 | 72,091.32 | 16,145.74 | 88,237.06 | 11,762.94 |
| 113-41 | Venta De Vehículos Nuevos Y Usados | 100,000.00 | 0.00 | 0.00 | 100,000.00 | 12,088.92 | 0.00 | 12,088.92 | 87,911.08 |
| 113-42 | Venta De Celulares | 400,000.00 | 0.00 | 0.00 | 400,000.00 | 160,702.98 | 5,544.72 | 166,247.70 | 233,752.30 |
| 113-43 | La Armería | 100,000.00 | 0.00 | 0.00 | 100,000.00 | 39,355.92 | 0.00 | 39,355.92 | 60,644.08 |


Municipalidad de El Progreso, Yoro
Ventas del mes de: Julio 2017



| Código Presupuesto | Descripción | Presupuesto Aprobado | Ampliaciones | | Presupuesto Modificado | Ingresos Antes del Periodo | Ingresos Julio | Total Recaudado | Pendiente de Recaudar |
|--------------------------|--------------------------------------|----------------------|-------------------|-------------|------------------------|----------------------------|-------------------|----------------------|-----------------------|
| | | | de Mas | de Menos | | | | | |
| 113-45 | Venta De Mascotas | 15,000.00 | 0.00 | 0.00 | 15,000.00 | 470.22 | 78.37 | 548.59 | 14,451.41 |
| 113-46 | Venta De Licuados | 50,000.00 | 0.00 | 0.00 | 50,000.00 | 16,922.03 | 2,465.11 | 19,387.14 | 30,612.86 |
| 113-47 | Comedores (food Mart) | 200,000.00 | 0.00 | 0.00 | 200,000.00 | 94,238.86 | 11,605.28 | 105,844.14 | 94,155.86 |
| 113-48 | Foto Estudios | 50,000.00 | 0.00 | 0.00 | 50,000.00 | 2,349.78 | 711.36 | 3,061.14 | 46,938.86 |
| 113-50 | Venta De Gas Volatil | 150,000.00 | 0.00 | 0.00 | 150,000.00 | 26,757.55 | 780.00 | 27,537.55 | 122,462.45 |
| 113-51 | Compra Y Venta De Aire Acondicionado | 100,000.00 | 0.00 | 0.00 | 100,000.00 | 56,407.81 | 9,339.11 | 65,746.92 | 34,253.08 |
| 113-52 | Empresas Dedicadas A La Venta De | 400,000.00 | 0.00 | 0.00 | 400,000.00 | 242,124.72 | 0.00 | 242,124.72 | 157,875.28 |
| 113-53 | Venta De Aceite Vegetal | 60,000.00 | 0.00 | 0.00 | 60,000.00 | 7,413.63 | 123.00 | 7,536.63 | 52,463.37 |
| 113-54 | Venta De Cafe Capuchino Y Otros | 100,000.00 | 0.00 | 0.00 | 100,000.00 | 67,632.06 | 11,269.01 | 78,901.07 | 21,098.93 |
| 113-55 | Compra Y Venta De Hierro (chatarra) | 60,000.00 | 0.00 | 0.00 | 60,000.00 | 12,808.67 | 0.00 | 12,808.67 | 47,191.33 |
| 113-57 | Venta De Productos De Limpieza | 60,000.00 | 0.00 | 0.00 | 60,000.00 | 6,280.98 | 1,027.17 | 7,308.15 | 52,691.85 |
| Total del Renglon | | 40,025,000.00 | 150,000.00 | 0.00 | 40,175,000.00 | 13,473,230.25 | 966,829.96 | 14,440,060.21 | 25,734,939.79 |

Renglón: 114 Impuesto a Establecimientos de Servicios

| | | | | | | | | | |
|--------|---|--------------|------|------|--------------|------------|-----------|------------|------------|
| 114-01 | Servicio De Transporte | 600,000.00 | 0.00 | 0.00 | 600,000.00 | 212,914.52 | 27,267.51 | 240,182.03 | 359,817.97 |
| 114-02 | Salas De Belleza, Barberias Y Gimnasios | 200,000.00 | 0.00 | 0.00 | 200,000.00 | 48,440.15 | 8,310.66 | 56,750.81 | 143,249.19 |
| 114-03 | Radioemisoras | 50,000.00 | 0.00 | 0.00 | 50,000.00 | 14,309.00 | 2,278.64 | 16,587.64 | 33,412.36 |
| 114-04 | Compañías Televisoras | 500,000.00 | 0.00 | 0.00 | 500,000.00 | 74,064.80 | 9,982.84 | 84,047.64 | 415,952.36 |
| 114-05 | Compañías Televisoras Por Cable | 300,000.00 | 0.00 | 0.00 | 300,000.00 | 136,936.64 | 90.00 | 137,026.64 | 162,973.36 |
| 114-08 | Agencias De Viaje | 60,000.00 | 0.00 | 0.00 | 60,000.00 | 8,393.40 | 408.48 | 8,801.88 | 51,198.12 |
| 114-09 | Agencias De Bienes Raices | 60,000.00 | 0.00 | 0.00 | 60,000.00 | 5,675.15 | 24.00 | 5,699.15 | 54,300.85 |
| 114-10 | Comedores, Restaurantes Y Cafeterias | 1,500,000.00 | 0.00 | 0.00 | 1,500,000.00 | 706,209.94 | 29,088.87 | 735,298.81 | 764,701.19 |
| 114-11 | Parques Y Lugares De Recreo | 60,000.00 | 0.00 | 0.00 | 60,000.00 | 1,015.72 | 79.76 | 1,095.48 | 58,904.52 |
| 114-13 | Casas Funerarias | 100,000.00 | 0.00 | 0.00 | 100,000.00 | 8,398.01 | 0.00 | 8,398.01 | 91,601.99 |
| 114-14 | Discomoviles, Conjuntos Musicales Y | 20,000.00 | 0.00 | 0.00 | 20,000.00 | 4,904.98 | 0.00 | 4,904.98 | 15,095.02 |
| 114-15 | Espectaculos Publicos(circos, Comedia, | 50,000.00 | 0.00 | 0.00 | 50,000.00 | 5,422.44 | 806.92 | 6,229.36 | 43,770.64 |




Municipalidad de El Progreso, Yoro

Ventas del mes de: Julio 2017

| Código Presupuesto | Descripción | Presupuesto Aprobado | Ampliaciones | | Presupuesto Modificado | Ingresos | | Total Recaudado | Pendiente de Recaudar |
|--------------------|---|----------------------|--------------|----------|------------------------|-------------------|------------|-----------------|-----------------------|
| | | | de Mas | de Menos | | Antes del Periodo | Julio | | |
| 114-16 | Estacionamiento De Vehiculos | 50,000.00 | 0.00 | 0.00 | 50,000.00 | 1,666.32 | 277.72 | 1,944.04 | 48,055.96 |
| 114-17 | Cantinas, Expendios De Agua Ardiente | 200,000.00 | 0.00 | 0.00 | 200,000.00 | 55,929.84 | 5,897.43 | 61,827.27 | 138,172.73 |
| 114-18 | Bufetes, Consultorios Y Tramitaciones | 150,000.00 | 0.00 | 0.00 | 150,000.00 | 45,591.17 | 9,798.44 | 55,389.61 | 94,610.39 |
| 114-19 | Casinos, Centros Nocturnos, Bares, | 200,000.00 | 0.00 | 0.00 | 200,000.00 | 18,977.62 | 29,693.98 | 48,671.60 | 151,328.40 |
| 114-20 | Hospitales,clínicas, Policlínicas Y Casas | 600,000.00 | 0.00 | 0.00 | 600,000.00 | 210,524.63 | 60,320.95 | 270,845.58 | 329,154.42 |
| 114-21 | Laboratorios Medicos, Dentales, | 300,000.00 | 0.00 | 0.00 | 300,000.00 | 72,075.97 | 13,098.53 | 85,174.50 | 214,825.50 |
| 114-22 | Juegos De Salon (tragamonedas, Ataris, | 300,000.00 | 0.00 | 0.00 | 300,000.00 | 88,735.54 | 13,333.44 | 102,068.98 | 197,931.02 |
| 114-23 | Molinos Que Prestan Servicios A | 200,000.00 | 0.00 | 0.00 | 200,000.00 | 31,414.96 | 1,507.00 | 32,921.96 | 167,078.04 |
| 114-24 | Teatros, Cines Y Salas De Video | 150,000.00 | 0.00 | 0.00 | 150,000.00 | 64,807.51 | 1,125.30 | 65,932.81 | 84,067.19 |
| 114-25 | Instituciones Bancarias, Aseguradoras, | 3,000,000.00 | 0.00 | 0.00 | 3,000,000.00 | 2,259,180.50 | 0.00 | 2,259,180.50 | 740,819.50 |
| 114-26 | Hoteles, Moteles, Hospedajes, | 200,000.00 | 0.00 | 0.00 | 200,000.00 | 46,536.67 | 9,645.78 | 56,182.45 | 143,817.55 |
| 114-28 | Talleres De Servicio (electricidad, | 500,000.00 | 0.00 | 0.00 | 500,000.00 | 347,487.03 | 47,843.83 | 395,330.86 | 104,669.14 |
| 114-29 | Establecimientos Educativos | 300,000.00 | 0.00 | 0.00 | 300,000.00 | 184,914.14 | 11,623.53 | 196,537.67 | 103,462.33 |
| 114-30 | Casas De Empeño | 250,000.00 | 0.00 | 0.00 | 250,000.00 | 78,646.48 | 12,645.42 | 91,291.90 | 158,708.10 |
| 114-31 | Renta De Automoviles | 150,000.00 | 0.00 | 0.00 | 150,000.00 | 21,214.98 | 4,659.89 | 25,874.87 | 124,125.13 |
| 114-32 | Servicio Postal Y Telecomunicaciones | 150,000.00 | 0.00 | 0.00 | 150,000.00 | 22,632.03 | 110,877.48 | 133,509.51 | 16,490.49 |
| 114-33 | Servicio De Agua Potable (Venta) | 200,000.00 | 0.00 | 0.00 | 200,000.00 | 0.00 | 0.00 | 0.00 | 200,000.00 |
| 114-34 | Servicio De Energia Electrica | 1,500,000.00 | 0.00 | 0.00 | 1,500,000.00 | 0.00 | 0.00 | 0.00 | 1,500,000.00 |
| 114-35 | Cooperativas Que Prestan Servicios | 500,000.00 | 0.00 | 0.00 | 500,000.00 | 248,346.00 | 5,320.80 | 253,666.80 | 246,333.20 |
| 114-38 | Venta De Celulares, Tarjetas, Accesorios | 1,000,000.00 | 0.00 | 0.00 | 1,000,000.00 | 371,950.66 | 59,000.83 | 430,951.49 | 569,048.51 |
| 114-39 | Carwash (lubricentros Lavado De Autos) | 150,000.00 | 0.00 | 0.00 | 150,000.00 | 33,434.84 | 5,093.86 | 38,528.70 | 111,471.30 |
| 114-40 | Auto Escuelas | 50,000.00 | 0.00 | 0.00 | 50,000.00 | 2,225.40 | 0.00 | 2,225.40 | 47,774.60 |
| 114-41 | Servicio De Encomienda | 50,000.00 | 0.00 | 0.00 | 50,000.00 | 219.24 | 18.00 | 237.24 | 49,762.76 |
| 114-42 | Corredurias De Seguro | 50,000.00 | 0.00 | 0.00 | 50,000.00 | 12,687.36 | 3,719.52 | 16,406.88 | 33,593.12 |
| 114-43 | Empresas De Publicidad (agencias | 50,000.00 | 0.00 | 0.00 | 50,000.00 | 27,851.02 | 3,493.02 | 31,344.04 | 18,655.96 |

Municipalidad de El Progreso, Yoro
Ventas del mes de: Julio 2017



| Código Presupuesto | Descripción | Presupuesto Aprobado | Ampliaciones | | Presupuesto Modificado | Ingresos Antes del Periodo | Ingresos Julio | Total Recaudado | Pendiente de Recaudar |
|---|---------------------------------------|----------------------|------------------|-------------|------------------------|----------------------------|-------------------|---------------------|-----------------------|
| | | | de Mas | de Menos | | | | | |
| 114-47 | Empresas De Seguridad | 100,000.00 | 0.00 | 0.00 | 100,000.00 | 84,145.50 | 3,955.88 | 88,101.38 | 11,898.62 |
| 114-49 | Dry-clean (lavanderias) | 50,000.00 | 0.00 | 0.00 | 50,000.00 | 2,260.60 | 0.00 | 2,260.60 | 47,739.40 |
| 114-50 | Cementerio | 100,000.00 | 0.00 | 0.00 | 100,000.00 | 54,775.14 | 0.00 | 54,775.14 | 45,224.86 |
| 114-51 | Constructoras Y Diseños | 500,000.00 | 0.00 | 0.00 | 500,000.00 | 63,499.97 | 4,678.14 | 68,178.11 | 431,821.89 |
| 114-52 | Fumigadoras | 50,000.00 | 0.00 | 0.00 | 50,000.00 | 611.12 | 0.00 | 611.12 | 49,388.88 |
| 114-53 | Servicios De Telecomunicaciones | 100,000.00 | 0.00 | 0.00 | 100,000.00 | 23,897.64 | 0.00 | 23,897.64 | 76,102.36 |
| 114-54 | Alquiler De Locales Comerciales | 500,000.00 | 0.00 | 0.00 | 500,000.00 | 181,288.37 | 4,021.70 | 185,310.07 | 314,689.93 |
| 114-61 | Venta De Piñatas Y Juguetes | 60,000.00 | 0.00 | 0.00 | 60,000.00 | 899.12 | 1,478.66 | 2,377.78 | 57,622.22 |
| 114-99 | Otros Servicios No Clasificados | 500,000.00 | 0.00 | 0.00 | 500,000.00 | 160,111.87 | 7,296.48 | 167,408.35 | 332,591.65 |
| | Total del Renglon | 15,710,000.00 | 0.00 | 0.00 | 15,710,000.00 | 6,045,223.99 | 508,763.29 | 6,553,987.28 | 9,156,012.72 |
| Renglón: 116 IMPUESTO SOBRE EXTRACCION Y EXPLOTACION | | | | | | | | | |
| 116-02 | Arena Y Grava | 60,000.00 | 0.00 | 0.00 | 60,000.00 | 0.00 | 0.00 | 0.00 | 60,000.00 |
| 116-05 | Bosques Y Derivados | 20,000.00 | 0.00 | 0.00 | 20,000.00 | 0.00 | 0.00 | 0.00 | 20,000.00 |
| | Total del Renglon | 80,000.00 | 0.00 | 0.00 | 80,000.00 | 0.00 | 0.00 | 0.00 | 80,000.00 |
| Renglón: 117 IMPUESTOS SELECTIVO A LOS SERVIOS DE TELECOMUNICAC | | | | | | | | | |
| 117-01 | Telefonia Movil | 5,000,000.00 | 0.00 | 0.00 | 5,000,000.00 | 2,416,690.77 | 0.00 | 2,416,690.77 | 2,583,309.23 |
| 117-03 | Internet | 300,000.00 | 0.00 | 0.00 | 300,000.00 | 3,735.83 | 222.16 | 3,957.99 | 296,042.01 |
| 117-04 | Cafe Net | 200,000.00 | 0.00 | 0.00 | 200,000.00 | 154,649.95 | 23,593.58 | 178,243.53 | 21,756.47 |
| 117-99 | Otros Servicios De Telecomunicaciones | 50,000.00 | 80,000.00 | 0.00 | 130,000.00 | 49,534.20 | 102.60 | 49,636.80 | 80,363.20 |
| | Total del Renglon | 5,550,000.00 | 80,000.00 | 0.00 | 5,630,000.00 | 2,624,610.75 | 23,918.34 | 2,648,529.09 | 2,981,470.91 |

Municipalidad de El Progreso, Yoro
Ventas del mes de: Julio 2017



| Código Presupuesto | Descripción | Presupuesto Aprobado | Ampliaciones de Mas | de Menos | Presupuesto Modificado | Ingresos Antes del Periodo | Ingresos Julio | Total Recaudado | Pendiente de Recaudar |
|-----------------------------------|---|----------------------|---------------------|-------------|------------------------|----------------------------|---------------------|----------------------|-----------------------|
| Renglón: 118 TASA POR SERVICIOS | | | | | | | | | |
| 118-02 | Alcantarillado Sanitario (comercial) | 4,000,000.00 | 0.00 | 0.00 | 4,000,000.00 | 25,391.18 | 5,775.00 | 31,166.18 | 3,968,833.82 |
| 118-04 | Tren De Aseo (comercial) | 11,700,000.00 | 0.00 | 0.00 | 11,700,000.00 | 65,622.54 | 11,100.80 | 76,723.34 | 11,623,276.66 |
| 118-05 | Conexiones, Reconexiones De | 1,000,000.00 | 0.00 | 0.00 | 1,000,000.00 | 4,860.00 | 600.00 | 5,460.00 | 994,540.00 |
| 118-06 | Bomberos Año Actual | 4,000,000.00 | 0.00 | 0.00 | 4,000,000.00 | 1,327,877.55 | 201,492.38 | 1,529,369.93 | 2,470,630.07 |
| 118-11 | Aseo, Mantenimiento De Parques, Calles | 6,000,000.00 | 0.00 | 0.00 | 6,000,000.00 | 3,187,710.13 | 328,424.89 | 3,516,135.02 | 2,483,864.98 |
| 118-17 | Tasa Por Operacion De Puntos De Taxis | 100,000.00 | 0.00 | 0.00 | 100,000.00 | 68,548.93 | 0.00 | 68,548.93 | 31,451.07 |
| 118-18 | Alcantarillado Sanitario (domiciliaria) | 6,000,000.00 | 0.00 | 0.00 | 6,000,000.00 | 3,794,893.47 | 522,137.75 | 4,317,031.22 | 1,682,968.78 |
| 118-19 | Tren De Aseo, Mant. De Parques, Calles | 12,000,000.00 | 0.00 | 0.00 | 12,000,000.00 | 7,378,841.15 | 934,989.19 | 8,313,830.34 | 3,686,169.66 |
| 118-20 | Aseo, Mantenimientos De Parques, | 200,000.00 | 0.00 | 0.00 | 200,000.00 | 0.00 | 0.00 | 0.00 | 200,000.00 |
| 118-27 | Manejo Y Disp. Final De Desechos | 8,000,000.00 | 0.00 | 0.00 | 8,000,000.00 | 5,056,938.91 | 704,472.56 | 5,761,411.47 | 2,238,588.53 |
| 118-28 | Manejo Y Disp. Final De Desechos | 5,000,000.00 | 0.00 | 0.00 | 5,000,000.00 | 38,575.12 | 0.00 | 38,575.12 | 4,961,424.88 |
| 118-29 | Tasa Munic. De Emergencia | 8,000,000.00 | 0.00 | 0.00 | 8,000,000.00 | 4,925,934.56 | 379,259.12 | 5,305,193.68 | 2,694,806.32 |
| 118-30 | Tasa Para Atencion A Niños En Riesgo | 600,000.00 | 0.00 | 0.00 | 600,000.00 | 1,823.00 | 1,548.00 | 3,371.00 | 596,629.00 |
| 118-31 | Tasa Por Servicio Pecuario Ganado | 2,000,000.00 | 0.00 | 0.00 | 2,000,000.00 | 497,010.96 | 89,807.94 | 586,818.90 | 1,413,181.10 |
| 118-32 | Tasa Por Servicio Pecuaría Ganado | 500,000.00 | 0.00 | 0.00 | 500,000.00 | 71,523.08 | 13,304.88 | 84,827.96 | 415,172.04 |
| Total del Renglon | | 69,100,000.00 | 0.00 | 0.00 | 69,100,000.00 | 26,445,550.58 | 3,192,912.51 | 29,638,463.09 | 39,461,536.91 |
| Renglón: 119 Derechos Municipales | | | | | | | | | |
| 119-01 | Matrimonios | 300,000.00 | 0.00 | 0.00 | 300,000.00 | 19,261.10 | 1,260.00 | 20,521.10 | 279,478.90 |
| 119-03 | Constancias Y Certificaciones | 450,000.00 | 0.00 | 0.00 | 450,000.00 | 51,280.13 | 15,084.90 | 66,365.03 | 383,634.97 |
| 119-04 | Autorizaciones Y Vistos Buenos | 350,000.00 | 0.00 | 0.00 | 350,000.00 | 110,208.00 | 19,775.00 | 129,983.00 | 220,017.00 |
| 119-06 | Loterías De Carton Rifas Y Juegos | 260,000.00 | 0.00 | 0.00 | 260,000.00 | 174,745.72 | 0.00 | 174,745.72 | 85,254.28 |
| 119-07 | Matriculas De Marcas De Herrar | 50,000.00 | 0.00 | 0.00 | 50,000.00 | 4,675.00 | 550.00 | 5,225.00 | 44,775.00 |
| 119-08 | Matricula De Vehiculos Automotores | 7,000,000.00 | 0.00 | 0.00 | 7,000,000.00 | 1,802,204.63 | 0.00 | 1,802,204.63 | 5,197,795.37 |
| 119-12 | Matricula De Armas De Fuego | 300,000.00 | 0.00 | 0.00 | 300,000.00 | 51,525.32 | 8,060.00 | 59,585.32 | 240,414.68 |

Municipalidad de El Progreso, Yoro
Ventas del mes de: Julio 2017




| Código Presupuesto | Descripción | Presupuesto Aprobado | Ampliaciones | | Presupuesto Modificado | Ingresos | | Total Recaudado | Pendiente de Recaudar |
|--------------------|--|----------------------|--------------|----------|------------------------|-------------------|--------------|-----------------|-----------------------|
| | | | de Mas | de Menos | | Antes del Periodo | Julio | | |
| 119-14 | Vallas Y Rotulos | 6,000,000.00 | 0.00 | 0.00 | 6,000,000.00 | 1,625,214.16 | 6,685.69 | 1,631,899.85 | 4,368,100.15 |
| 119-15 | Licencia Para Equipos De Sonido Y | 100,000.00 | 0.00 | 0.00 | 100,000.00 | 1,800.00 | 0.00 | 1,800.00 | 98,200.00 |
| 119-17 | Revisiones De Planos Y Aliniamientos | 500,000.00 | 0.00 | 0.00 | 500,000.00 | 0.00 | 300.00 | 300.00 | 499,700.00 |
| 119-18 | Permisos De Construcción, Restauración | 4,000,000.00 | 0.00 | 0.00 | 4,000,000.00 | 525,325.12 | 2,705,128.64 | 3,230,453.76 | 769,546.24 |
| 119-21 | Permiso Para Operacion De Negocios | 12,000,000.00 | 0.00 | 0.00 | 12,000,000.00 | 8,899,888.60 | 387,958.15 | 9,287,846.75 | 2,712,153.25 |
| 119-22 | Permiso Para Rotura De Calles Y Aceras | 100,000.00 | 0.00 | 0.00 | 100,000.00 | 4,500.00 | 600.00 | 5,100.00 | 94,900.00 |
| 119-25 | Licencia Para Buhoneros | 1,500,000.00 | 0.00 | 0.00 | 1,500,000.00 | 425,003.30 | 64,375.00 | 489,378.30 | 1,010,621.70 |
| 119-29 | Licitaciones | 20,000.00 | 0.00 | 0.00 | 20,000.00 | 0.00 | 0.00 | 0.00 | 20,000.00 |
| 119-32 | Remate De Plaza Para Feria | 100,000.00 | 0.00 | 0.00 | 100,000.00 | 300.00 | 0.00 | 300.00 | 99,700.00 |
| 119-36 | Solares Baldíos Sin Edificacion | 8,000,000.00 | 0.00 | 0.00 | 8,000,000.00 | 2,198,293.40 | 362,304.03 | 2,560,597.43 | 5,439,402.57 |
| 119-37 | Tasa Ambiental | 1,000,000.00 | 0.00 | 0.00 | 1,000,000.00 | 610,275.31 | 18,975.34 | 629,250.65 | 370,749.35 |
| 119-38 | Constancias Catastrales | 20,000.00 | 0.00 | 0.00 | 20,000.00 | 0.00 | 0.00 | 0.00 | 20,000.00 |
| 119-40 | Venta De Mapas Y Croquis | 120,000.00 | 0.00 | 0.00 | 120,000.00 | 0.00 | 0.00 | 0.00 | 120,000.00 |
| 119-41 | Const. Avaluo Dominio Pleno | 100,000.00 | 0.00 | 0.00 | 100,000.00 | 9,735.00 | 1,440.00 | 11,175.00 | 88,825.00 |
| 119-42 | Constancias De Avaluo | 300,000.00 | 0.00 | 0.00 | 300,000.00 | 99,200.00 | 13,400.00 | 112,600.00 | 187,400.00 |
| 119-43 | Constancia De Poseer Bines | 100,000.00 | 0.00 | 0.00 | 100,000.00 | 17,760.00 | 3,000.00 | 20,760.00 | 79,240.00 |
| 119-45 | Constancia De No Poseer Bienes | 100,000.00 | 0.00 | 0.00 | 100,000.00 | 18,000.00 | 2,240.00 | 20,240.00 | 79,760.00 |
| 119-46 | Registro De Urbanizacion Y Asignacion | 50,000.00 | 0.00 | 0.00 | 50,000.00 | 16,275.00 | 0.00 | 16,275.00 | 33,725.00 |
| 119-47 | Constancia De Codigo | 100,000.00 | 0.00 | 0.00 | 100,000.00 | 0.00 | 0.00 | 0.00 | 100,000.00 |
| 119-48 | Constancia De Medidas | 60,000.00 | 0.00 | 0.00 | 60,000.00 | 2,250.00 | 1,200.00 | 3,450.00 | 56,550.00 |
| 119-49 | Mensura Urbana | 200,000.00 | 0.00 | 0.00 | 200,000.00 | 51,600.00 | 9,800.00 | 61,400.00 | 138,600.00 |
| 119-50 | Mensura Rural | 200,000.00 | 0.00 | 0.00 | 200,000.00 | 52,805.00 | 8,400.00 | 61,205.00 | 138,795.00 |
| 119-51 | Complemento De Mensura | 200,000.00 | 0.00 | 0.00 | 200,000.00 | 71,511.01 | 12,392.00 | 83,903.01 | 116,096.99 |
| 119-52 | Constancias Parques Y Ornato | 200,000.00 | 0.00 | 0.00 | 200,000.00 | 40,300.70 | 5,806.90 | 46,107.60 | 153,892.40 |
| 119-53 | Constancia De Uso De Suelos | 200,000.00 | 0.00 | 0.00 | 200,000.00 | 20,303.60 | 2,250.00 | 22,553.60 | 177,446.40 |

Municipalidad de El Progreso, Yoro
Ventas del mes de: Julio 2017



| Código Presupuesto | Descripción | Presupuesto Aprobado | Ampliaciones | | Presupuesto Modificado | Ingresos Antes del Periodo | Ingresos Julio | Total Recaudado | Pendiente de Recaudar |
|------------------------------|---------------------------------------|----------------------|---------------------|-------------|------------------------|----------------------------|---------------------|----------------------|-----------------------|
| | | | de Mas | de Menos | | | | | |
| 119-55 | Aprobacion De Plano Para Licencia | 60,000.00 | 0.00 | 0.00 | 60,000.00 | 9,250.00 | 750.00 | 10,000.00 | 50,000.00 |
| 119-56 | Inspeccion Urbana | 60,000.00 | 0.00 | 0.00 | 60,000.00 | 8,400.00 | 3,400.00 | 11,800.00 | 48,200.00 |
| 119-57 | Inspeccion Rural | 60,000.00 | 0.00 | 0.00 | 60,000.00 | 3,400.00 | 400.00 | 3,800.00 | 56,200.00 |
| 119-58 | Elaboracion De Plano | 300,000.00 | 0.00 | 0.00 | 300,000.00 | 103,744.30 | 16,800.00 | 120,544.30 | 179,455.70 |
| Total del Renglon | | 44,460,000.00 | 0.00 | 0.00 | 44,460,000.00 | 17,029,034.40 | 3,672,335.65 | 20,701,370.05 | 23,758,629.95 |
| Renglon: 120 MULTAS | | | | | | | | | |
| 120-01 | Por Infracciones Sancionada Por La | 480,000.00 | 0.00 | 0.00 | 480,000.00 | 356.00 | 0.00 | 356.00 | 479,644.00 |
| 120-02 | Por La Presentacion De Declaración | 100,000.00 | 0.00 | 0.00 | 100,000.00 | 26,506.91 | 8,986.64 | 35,493.55 | 64,506.45 |
| 120-04 | Por Operar Un Negocio Sin Permiso De | 20,000.00 | 500,000.00 | 0.00 | 520,000.00 | 189,176.26 | 12,213.72 | 201,389.98 | 318,610.02 |
| 120-10 | Multas Impuestas Por El Departamento | 700,000.00 | 0.00 | 0.00 | 700,000.00 | 12,700.00 | 0.00 | 12,700.00 | 687,300.00 |
| 120-12 | Multa Por Conexion Clandestina Al | 60,000.00 | 0.00 | 0.00 | 60,000.00 | 0.00 | 0.00 | 0.00 | 60,000.00 |
| 120-98 | Otras Ingresos No Clasificadas | 1,000,000.00 | 0.00 | 0.00 | 1,000,000.00 | 34,651.29 | 10.00 | 34,661.29 | 965,338.71 |
| Total del Renglon | | 2,360,000.00 | 500,000.00 | 0.00 | 2,860,000.00 | 263,390.46 | 21,210.36 | 284,600.82 | 2,575,399.18 |
| Renglon: 121 RECARGOS | | | | | | | | | |
| 121-01 | Por Impuestos Municipales | 8,000,000.00 | 1,000,000.00 | 0.00 | 9,000,000.00 | 10,050,803.03 | 398,013.84 | 10,448,816.87 | -1,448,816.87 |
| 121-02 | Recargos Por Servicios | 2,000,000.00 | 0.00 | 0.00 | 2,000,000.00 | 1,005,568.72 | 161,027.77 | 1,166,596.49 | 833,403.51 |
| 121-03 | Recargo Alcantarillado (comercial) | 150,000.00 | 0.00 | 0.00 | 150,000.00 | 2,137.88 | 0.00 | 2,137.88 | 147,862.12 |
| 121-06 | Recargo Alcantarillado (domiciliaria) | 700,000.00 | 0.00 | 0.00 | 700,000.00 | 159,781.95 | 24,242.44 | 184,024.39 | 515,975.61 |
| 121-07 | Recargo Tren Aseo (rec. Vent. Serv.) | 1,441,538.00 | 0.00 | 0.00 | 1,441,538.00 | 275,559.46 | 68,643.07 | 344,202.53 | 1,097,335.47 |
| 121-08 | Recargo Aseo Y Limp. De Calles | 185,000.00 | 0.00 | 0.00 | 185,000.00 | 17,573.87 | 959.49 | 18,533.36 | 166,466.64 |
| Total del Renglon | | 12,476,538.00 | 1,000,000.00 | 0.00 | 13,476,538.00 | 11,511,424.91 | 652,886.61 | 12,164,311.52 | 1,312,226.48 |

Municipalidad de El Progreso, Yoro
Ventas del mes de: Julio 2017



| Código Presupuesto | Descripción | Presupuesto Aprobado | Ampliaciones | | Presupuesto Modificado | Ingresos Antes del Periodo | Ingresos Julio | Total Recaudado | Pendiente de Recaudar |
|---|--|----------------------|--------------|-------------|------------------------|----------------------------|-------------------|---------------------|-----------------------|
| | | | de Mas | de Menos | | | | | |
| Renglón: 122 RECUPERAC POR COBRO DE IMPTOS Y DERECHOS EN MORA | | | | | | | | | |
| 122-01 | Impuesto Sobre Bienes Inmuebles | 45,000,000.00 | 0.00 | 0.00 | 45,000,000.00 | 1,967,977.79 | 292,733.19 | 2,260,710.98 | 42,739,289.02 |
| 122-02 | Impuesto Personal | 1,000,000.00 | 0.00 | 0.00 | 1,000,000.00 | 152,156.04 | 13,490.49 | 165,646.53 | 834,353.47 |
| 122-03 | Impuesto A Establecimientos Industriales | 2,000,000.00 | 0.00 | 0.00 | 2,000,000.00 | 481,098.51 | 14,671.97 | 495,770.48 | 1,504,229.52 |
| 122-04 | Impuestos A Establecimientos | 28,000,000.00 | 0.00 | 0.00 | 28,000,000.00 | 2,275,112.03 | 312,429.64 | 2,587,541.67 | 25,412,458.33 |
| 122-05 | Impuestos A Establecimientos De | 5,000,000.00 | 0.00 | 0.00 | 5,000,000.00 | 396,836.74 | 61,820.90 | 458,657.64 | 4,541,342.36 |
| 122-07 | Impuesto Selectivos A Las | 5,000,000.00 | 0.00 | 0.00 | 5,000,000.00 | 0.00 | 0.00 | 0.00 | 5,000,000.00 |
| 122-08 | Impuesto A Billares | 200,000.00 | 0.00 | 0.00 | 200,000.00 | 62,949.87 | 0.00 | 62,949.87 | 137,050.13 |
| 122-09 | Permisos Licencias De Operacion | 1,000,000.00 | 0.00 | 0.00 | 1,000,000.00 | 0.00 | 0.00 | 0.00 | 1,000,000.00 |
| 122-99 | Otros Servicios No Clasificados | 100,000.00 | 0.00 | 0.00 | 100,000.00 | 43.21 | 0.00 | 43.21 | 99,956.79 |
| Total del Renglon | | 87,300,000.00 | 0.00 | 0.00 | 87,300,000.00 | 5,336,174.19 | 695,146.19 | 6,031,320.38 | 81,268,679.62 |
| Renglón: 123 RECUP. COBRO DE SERV. MUNICIPALES. EN MORA | | | | | | | | | |
| 123-02 | Alcantarillado Sanitario (comercial) | 4,200,000.00 | 0.00 | 0.00 | 4,200,000.00 | 12,316.98 | 0.00 | 12,316.98 | 4,187,683.02 |
| 123-04 | Tren De Aseo (comercial) | 16,000,131.00 | 0.00 | 0.00 | 16,000,131.00 | 26,950.20 | 0.00 | 26,950.20 | 15,973,180.80 |
| 123-05 | Bomberos Años Anteriores | 1,500,000.00 | 0.00 | 0.00 | 1,500,000.00 | 656,010.85 | 80,806.20 | 736,817.05 | 763,182.95 |
| 123-06 | Aseo, Mantenimiento De Parques, Calles | 2,400,000.00 | 0.00 | 0.00 | 2,400,000.00 | 18,463.56 | 0.00 | 18,463.56 | 2,381,536.44 |
| 123-07 | Alcantarillado Sanitario (domiciliaria) | 26,599,410.00 | 0.00 | 0.00 | 26,599,410.00 | 1,190,501.16 | 126,889.72 | 1,317,390.88 | 25,282,019.12 |
| 123-08 | Tren De Aseo (domiciliaria) | 29,795,966.00 | 0.00 | 0.00 | 29,795,966.00 | 2,164,254.75 | 257,609.12 | 2,421,863.87 | 27,374,102.13 |
| 123-09 | Aseo, Mant.de Parques, Calles | 500,000.00 | 0.00 | 0.00 | 500,000.00 | 371,686.35 | 47,914.93 | 419,601.28 | 80,398.72 |
| 123-11 | Tasa Municipal De Emergencia | 2,500,000.00 | 0.00 | 0.00 | 2,500,000.00 | 1,073,018.78 | 61,169.77 | 1,134,188.55 | 1,365,811.45 |
| Total del Renglon | | 83,495,507.00 | 0.00 | 0.00 | 83,495,507.00 | 5,513,202.63 | 574,389.74 | 6,087,592.37 | 77,407,914.63 |


Municipalidad de El Progreso, Yoro
Ventas del mes de: Julio 2017



| Código Presupuesto | Descripción | Presupuesto Aprobado | Ampliaciones | | Presupuesto Modificado | Ingresos Antes del Periodo | Ingresos Julio | Total Recaudado | Pendiente de Recaudar |
|---|--|-----------------------|---------------------|-------------|------------------------|----------------------------|----------------------|--------------------|-----------------------|
| | | | de Mas | de Menos | | | | | |
| Renglón: 124 RECUPERACION POR COBRO DE RENTAS | | | | | | | | | |
| 124-01 | Mercado Las Mercedes | 100,000.00 | 0.00 | 0.00 | 100,000.00 | 11,984.20 | 0.00 | 11,984.20 | 88,015.80 |
| 124-07 | Mercado Nuevo | 60,000.00 | 0.00 | 0.00 | 60,000.00 | 0.00 | 0.00 | 0.00 | 60,000.00 |
| 124-12 | Procesadora De Carnes | 200,000.00 | 0.00 | 0.00 | 200,000.00 | 0.00 | 0.00 | 0.00 | 200,000.00 |
| Total del Renglon | | 360,000.00 | 0.00 | 0.00 | 360,000.00 | 11,984.20 | 0.00 | 11,984.20 | 348,015.80 |
| Renglón: 125 RENTA DE PROPIEDADES | | | | | | | | | |
| 125-01 | Mercado Las Mercedes | 250,000.00 | 0.00 | 0.00 | 250,000.00 | 0.00 | 0.00 | 0.00 | 250,000.00 |
| 125-02 | Estadio Municipal | 60,000.00 | 0.00 | 0.00 | 60,000.00 | 4,929.98 | 11.70 | 4,941.68 | 55,058.32 |
| 125-05 | Edificios Municipales (locales En El Edif. | 50,000.00 | 0.00 | 0.00 | 50,000.00 | 0.00 | 0.00 | 0.00 | 50,000.00 |
| 125-07 | Mercado Nuevo | 100,000.00 | 0.00 | 0.00 | 100,000.00 | 21,277.35 | 0.00 | 21,277.35 | 78,722.65 |
| 125-08 | Mercado Popular (modulos) | 200,000.00 | 0.00 | 0.00 | 200,000.00 | 79,346.00 | 16,778.00 | 96,124.00 | 103,876.00 |
| 125-12 | Procesadora De Carnes | 72,000.00 | 0.00 | 0.00 | 72,000.00 | 24,000.00 | 0.00 | 24,000.00 | 48,000.00 |
| Total del Renglon | | 732,000.00 | 0.00 | 0.00 | 732,000.00 | 129,553.33 | 16,789.70 | 146,343.03 | 585,656.97 |
| Renglón: 126 INTERESES(ART.109 REFORMADO DE LA LEY DE M.) | | | | | | | | | |
| 126-01 | Intereses Por Impuestos | 20,000.00 | 150,000.00 | 0.00 | 170,000.00 | 148,937.89 | 29,839.83 | 178,777.72 | -8,777.72 |
| Total del Renglon | | 20,000.00 | 150,000.00 | 0.00 | 170,000.00 | 148,937.89 | 29,839.83 | 178,777.72 | -8,777.72 |
| TOTAL: INGRESOS CORRIENTES | | 406,519,045.00 | 2,630,000.00 | 0.00 | 409,149,045.00 | 106,229,261.64 | 11,518,473.95 | ***,***,*** | ***,***,*** |

2 INGRESOS DE CAPITAL

Municipalidad de El Progreso, Yoro
Ventas del mes de: Julio 2017



| Código Presupuesto | Descripción | Presupuesto Aprobado | Ampliaciones de Mas de Menos | | Presupuesto Modificado | Ingresos Antes del Periodo | Ingresos Julio | Total Recaudado | Pendiente de Recaudar |
|---|---------------------------------------|----------------------|------------------------------|---------------------|------------------------|----------------------------|---------------------|----------------------|-----------------------|
| Renglón: 220 VENTA DE BIENES INMUEBLES | | | | | | | | | |
| 220-03 | Lotes De Cementerio | 50,000.00 | 0.00 | 0.00 | 50,000.00 | 18,900.00 | 700.00 | 19,600.00 | 30,400.00 |
| 220-04 | Dominios Plenos | 400,000.00 | 0.00 | 0.00 | 400,000.00 | 304,562.08 | 243,133.15 | 547,695.23 | -147,695.23 |
| Total del Renglon | | 450,000.00 | 0.00 | 0.00 | 450,000.00 | 323,462.08 | 243,833.15 | 567,295.23 | -117,295.23 |
| Renglón: 230 CONTRIBUCIONES POR MEJORAS | | | | | | | | | |
| 230-01 | Contribucion Por Mejoras Muni. (alca. | 1,000,000.00 | 0.00 | 0.00 | 1,000,000.00 | 372,569.50 | 70,824.99 | 443,394.49 | 556,605.51 |
| Total del Renglon | | 1,000,000.00 | 0.00 | 0.00 | 1,000,000.00 | 372,569.50 | 70,824.99 | 443,394.49 | 556,605.51 |
| Renglón: 250 SECTOR PUBLICO | | | | | | | | | |
| 250-01 | Transferencias Del Gobierno Central | 35,430,955.00 | 5,551,975.00 | 3,019,224.00 | 37,963,706.00 | 5,551,975.00 | 7,591,579.50 | 13,143,554.50 | 24,820,151.50 |
| Total del Renglon | | 35,430,955.00 | 5,551,975.00 | 3,019,224.00 | 37,963,706.00 | 5,551,975.00 | 7,591,579.50 | 13,143,554.50 | 24,820,151.50 |
| Renglón: 260 SECTOR PUBLICO | | | | | | | | | |
| 260-02 | Poder Ejecutivo | 0.00 | 1,684,748.25 | 0.00 | 1,684,748.25 | 1,684,748.25 | 0.00 | 1,684,748.25 | 0.00 |
| Total del Renglon | | 0.00 | 1,684,748.25 | 0.00 | 1,684,748.25 | 1,684,748.25 | 0.00 | 1,684,748.25 | 0.00 |
| Renglón: 280 INGRESOS EVENTUALES DE CAPITAL | | | | | | | | | |
| 280-01 | Intereses Por Cuentas Por Cobrar | 100,000.00 | 0.00 | 0.00 | 100,000.00 | 97,336.87 | 19,490.67 | 116,827.54 | -16,827.54 |
| 280-02 | Intereses Bancarios | 500,000.00 | 0.00 | 0.00 | 500,000.00 | 470,673.46 | 74,410.27 | 545,083.73 | -45,083.73 |
| 280-05 | Liquidaciones Y Ajustes | 5,000,000.00 | 0.00 | 0.00 | 5,000,000.00 | 0.00 | 0.00 | 0.00 | 5,000,000.00 |
| Total del Renglon | | 5,600,000.00 | 0.00 | 0.00 | 5,600,000.00 | 568,010.33 | 93,900.94 | 661,911.27 | 4,938,088.73 |

Municipalidad de El Progreso, Yoro
Ventas del mes de: Julio 2017



| Código Presupuesto | Descripción | Presupuesto Aprobado | Ampliaciones de Mas de Menos | | Presupuesto Modificado | Ingresos Antes del Periodo | Ingresos Julio | Total Recaudado | Pendiente de Recaudar |
|-----------------------------------|---------------------------------|-----------------------|------------------------------|---------------------|------------------------|----------------------------|----------------------|-----------------------|-----------------------|
| Renglón: 290 | DISPONIBILIDAD FINANCIERA | | | | | | | | |
| 290-01 | Saldo Efectivo Del Año Anterior | 0.00 | 49,346,707.43 | 0.00 | 49,346,707.43 | 49,346,707.43 | 0.00 | 49,346,707.43 | 0.00 |
| | Total del Renglon | 0.00 | 49,346,707.43 | 0.00 | 49,346,707.43 | 49,346,707.43 | 0.00 | 49,346,707.43 | 0.00 |
| TOTAL: INGRESOS DE CAPITAL | | 42,480,955.00 | 56,583,430.68 | 3,019,224.00 | 96,045,161.68 | 57,847,472.59 | 8,000,138.58 | 65,847,611.17 | 30,197,550.51 |
| Total General | | 449,000,000.00 | 59,213,430.68 | 3,019,224.00 | 505,194,206.68 | 164,076,734.23 | 19,518,612.53 | 183,595,346.76 | 321,598,859.92 |

P.M. Roberto González Rivera
Firma y Sello Jefe de Presupuesto

